



QUEMERE DESIGNS

# STYLE GUIDE

234 MIDDLE STREET, MIDDLETOWN, CT 06457  
T: 914.934.8366 | F: 914.934.8401  
EMAIL: [ORDERS@QUEMEREDESIGNS.COM](mailto:ORDERS@QUEMEREDESIGNS.COM)



## The possibilities are endless.

Hand Carved. Hand Crafted. Hand Painted.  
Luxury Ceramic Tile.

Quemere Handmade Tile began production in 1987. Originating from old world hand carving technique and design, our products cater to the requirements of the exclusive client. Luxury architecture demands the best in design, craftsmanship and quality. Quemere is the answer.

Our Designer and Hand Carver can take an idea from conception to final product with a skill that is unique in today's industrial atmosphere. We continue to produce in a way that allows us to obtain colors and clarity not possible in mass production.

Quemere tiles are known for having a very detailed handcrafted finish. We work hard to make our tiles the best they can be. We will never compromise on quality.

We know that choosing the best handmade ceramic tile design for your project is no small task. So we invite you to come and see our wide selection of designs and colors. At Quemere Designs, we are constantly developing new designs and new colors to add to our custom collection. As a result, we are able to work closely with our customers to meet their particular needs.

All our tiles are handmade products and because of this handmade quality, the tiles have some variations in shades and painting. All handmade tiles differ slightly with each production lot. This is the unique charm of handmade tiles. In addition, tiles may have minor imperfections such as crazing, nicks or blemishes. Crazing is a characteristic of handmade glaze ceramic tiles and it is not a defect in the tile. These qualities are special characteristics of all handmade tiles and are to be expected.

Original samples, color samples, and hand painted strike-off samples furnished by Quemere Designs do not represent the true, full color and shade variations of production. Therefore, samples submitted for approval may not be an accurate indication of the overall color representation of production.

## Table Of Contents

Important Information .....	4
Condition of Sale.....	5-7
Installation .....	8
Custom Works .....	8
<b>Color Palette</b>	
White / Beige.....	10
Grey .....	11
Green .....	12
Blue.....	13
Matte .....	14
Brilliant .....	15
Fluid .....	16-17
Old World.....	18
<b>Field Tile</b>	
Manhattan.....	20-21
Beveled .....	22
Pillow.....	22
Geometric & Shapes.....	24-25
Unique Art.....	26-28
<b>QD Collections</b>	
Art Masterpieces.....	30-31
Art Square Dots.....	32-33
Art Round Dots .....	34
Art Borders & Liners.....	34-43
Architectural Borders and Liners.....	44-49
Murals Pieces Combinations .....	50-56
<b>Mosaics</b>	
Unique Art.....	57-58
<b>Index</b>	
Index by Item Number .....	60-66
Index by Description .....	67-73





# IMPORTANT INFORMATION

Quemere is a classical, refined and sophisticated handmade ceramic tile made in the USA.

## Lead Time

- Solid Colors ( Gloss, Matte & Crackle ) and Fluid Glazes 5 to 6 Weeks for 1 to 2 colors.
- Old World Finishes & Hand Painting 7- 8 weeks for 1 to 2 colors. Add 1 week for each additional color.
- For rush orders, please call to make arrangement, for faster delivery and appropriate pricing. No changes or cancellations will be accepted once the order is confirmed as "rush".

## Quemere Tiles

- Quemere tiles are categorized as follows :

### Field Tile

- Manhattan
- Beveled
- Newport Beveled
- Geometric
- Pillow
- Unique Art

### QD Collections

- Art Masterpieces
- Art Square Dots
- Art Round Dots
- Art Borders & Liners
- Architectural Borders and Liners
- Murals

### Mosaics

- Unique Art

- All caps, liners and borders have matching stops and corners
- Quemere tiles are suitable for wall applications and low traffic floor areas (master bathroom floors, upstairs bathroom floors, etc.).
- Crackle finish glaze is not recommended for floor use or any wet areas.
- All crackle tiles must be sealed to saturation point.
- Mosaics are on fiber mesh and are available on all colors. We offer up to four color combinations.

## Colors

Colors are available in different finishes as follows:

- Solid Colors - Gloss, Matte & Crackle Finish
- Old World Colors - Gloss, Matte & Crackle Finish
- Fluid Glazes - Aged Crackle Finish
- Hand Painting

We do custom color. Quemere is willing to create new colors and create matte colors equivalent to our gloss colors if it is not available on our list or color boards. A minimum of 25 sq/ft. per color and a set up charge of \$350.00 is required.

## Fluid Glazes

Fluid Glaze is like the old victorian glaze where the crackle size varies from tile to tile. Sometimes the cracks are different within the same production and there are times that some tiles do not crack at all. The fluid glaze moves a lot during production firing, the tiles acquire a beautiful "aged" look, resulting in color variations from tile to tile. Fluid tiles must be sealed. For best result on architectural caps light color fluid glaze is suggested.

## Hand Painting

All our relief tiles can be hand painted in any color. We strongly suggest to always request for a strike off when interested in hand painting pieces. Customers can always send any sample of a stone, cabinet, wallpaper, paint chips or colors of their choice in making a strike off and our artists will do the magic. There is no charge for any strike-off samples.

**Variations & Crazing:** Shade variation, size variation and crazing are inherent characteristics of handmade ceramic tiles, due to the nature of the raw materials and production methods used. Actual tiles received may differ from samples. It is the buyer's responsibility to inspect the tiles prior to installation. Please be aware that use / installation means acceptance of our product. Tiles with a crazed surface should be sealed in wet areas to prevent moisture from penetrating the glazed surface. This process should be repeated from time to time, but this does not affect the quality or look of the tile surface.

**Mosaics:** Our handmade ceramic mosaics are hand cut and hand glazed; therefore variations in color, size, height and width is to be expected.



# CONDITION OF SALE

## Minimum Orders

There is a minimum of \$400.00 per order / per color.

## Quotations & Prices

The prices given do not include installation, delivery, or any federal or city tax nor or hereafter applicable to sales under this order. Prices quoted are applicable to this order only. Prices are subject to change without notice.

## Delivery Conditions

Delivery is contingent upon strikes, labor difficulties, riot, war, weather, fire, delay or default of common carriers. Failure or curtailment of Quemere Designs Inc. sources of supply, decrees or orders, or other delays beyond Quemere Designs Inc. reasonable control and Quemere Designs Inc. shall not be liable for any loss or damage arising from any of the foregoing contingencies. Quemere Designs Inc. shall have the additional option, in the event of the happening of any of the above contingencies, to cancel this contract or any part thereof without any resulting liability other than to return any payments made in advance for merchandise which will not be delivered. Any delivery not in dispute shall be paid for regardless of other controversies between the parties relating to other delivered or undelivered merchandise.

## Inspection & Sample

Buyer shall have the right to inspect the goods upon delivery. Inspection and acceptance by buyer shall be final and failure to inspect and/or reject the goods shall be deemed acceptance of the item so delivered. Any samples shown buyer before placing this order were for the sole purpose of suggesting the character of the goods. Buyer acknowledges that due to the nature of handcrafted tiles, they may be irregular in shape, size, dimension, texture and color. Quemere Designs Inc. does not warrant that goods ordered and delivered will conform to any such sample shown to buyer.



## CONDITION OF SALE

### Returns & Cancellations

All orders are custom made; therefore there are NO RETURNS for tiles that are incorrectly ordered, no returns for overage and no cancellation under any circumstances. Quemere Designs Inc. will not accept any returns unless authorization is given in writing.

### Claims

Any claims for breakage, short shipment, misdelivery or defects in merchandise must be made in writing to the deliverer of the merchandise at the time of delivery. If no claim is made, the right to make such claim shall be deemed waived. Claims must be made within 5 working days after receipt of the merchandise.

Claims for product defects, or shipping damages must be made within 5 working business days upon receipt. Please inspect your shipment immediately. Installation of material constitutes acceptance.

### Add On Orders

Due to hand process of making handmade tiles we do not guarantee color / shade matching for any add on orders.

### Prices

All prices are subject to change without prior notice.

### Installation

Quemere Designs shall in no way be responsible for the installation or finishing of the goods. No claims can be made after the tiles are installed.



## CONDITION OF SALE

### Limitations of Damages

Any earlier provisions of these conditions of sale to the contrary notwithstanding, the purchaser may not recover from Quemere Designs Inc. as damages any sum in excess of the purchaser's purchase price of the material. In the event it is deemed that the tile is in fact defective, nevertheless, Quemere Designs Inc. will not be responsible for any charges or expenses incurred by the purchaser to remove or to re-install the tiles.

### Acceptance

Installation and/or use of the merchandise by the purchaser shall constitute an irrevocable acceptance of the merchandise.

### Disclaimer of Express and Implied Warranties

Quemere Designs Inc. makes no implied warranties of any kind. Quemere Designs Inc. shall not be liable for any loss or damage directly or indirectly arising from the use of merchandise delivered or for consequential damages resulting from the use of the merchandise. Quemere Designs Inc. shall in no way be responsible for the tile wear or tile breakage which may occur during or after the installation of the tile. Although glazed tile has a hard surface, it is not wear resistant and is not guaranteed to be wear resistant. Crazing is a characteristic of many glazed ceramic tiles and is not a defect in the tile. Food and other acids may cause etching if allowed to remain on a glazed surface. Prompt clean up of spills should prevent this. Color matching of material is restricted to currently available production items or material that is existing in inventory.

No installer, dealer, distributor, or employee of Quemere Designs Inc. has authority to modify the obligations or limitations of this warranty.

### Disputes and Governing Law

This agreement of purchase and conditions of sale shall be governed by and interpreted pursuant to the laws of the state of Connecticut. No action against Quemere Designs Inc. seeking damages related to the sales, use, manufacture, or installation of the tile which is the subject of this sale transaction, shall be commenced in any court other than the courts of the state of Connecticut.



# INSTALLATION

## Matte And Crackle Installation Guide

1. We strongly recommend that after setting the tile but before grouting, a light coat of a quality penetrating sealer be applied to the tiles to protect them from grout pigments.
2. A second coat of the penetrating sealer should be applied again on the tiles and grout after installation.
3. The purpose of sealing the tiles twice is to prevent potential stains from penetrating.
4. Any unsealed tile will stain.
5. The process of sealing the tiles should be done annually or semi-annually, and will not affect the quality or look of the tile surface.
6. We recommend a grout line of 1/8 inch.

## Gloss Glazes Installation Guide

1. We strongly recommend a good penetrating sealer to seal all grout lines twice to prevent moisture from penetrating the tile.
2. We recommend a grout line of 1/8 inch.

# CUSTOM WORKS

TYPE	DESCRIPTION	DIMENSIONS		SALE UNIT
		W	L	
CW	Cost to Mesh Mount	12"	12"	Sheet
CW	Custom Cut Special Sizes			Cut
CW	Bull Nose of Tile Edges			LF
CW	Glaze of Tile Edges			LF
CW	Hand Paint for Special Pieces			To be quoted
CW	Stop End for Relief Tiles			To be quoted
CW	Special Frame Corner Reverse			To be quoted
CW	Grey Veining of Crackle Flat Tiles			Sq.ft.
CW	Grey Veining of Crackle Relief Tiles			Sq.ft.
CW	Grey / Taupe Veining of Crackle Relief Pieces			PC
CW	Grey / Taupe Veining of Crackle Mosaics			Sq.ft.





QUEMERE DESIGNS

A close-up photograph of a hand holding a paintbrush with a gold handle, applying a greyish-blue paint to a white, ornate mold. The mold features several intricate, leaf-like or floral designs. The background is blurred, showing more of the mold and a hint of a yellow object. A diagonal white line runs across the image from the top left to the bottom right.

# COLOR PALETTE

# COLOR PALETTE

## White / Beige - Gloss / Crackle

Actual colors may vary from the images shown and do not represent the true full color and shade variations of production.



#816  
True White



#874  
Bleached White Crackle



#1389  
White Cream



#1038  
Ice Cream



#841  
Ice Cream Crackled



#916  
Navajo White Crackle



#1390  
Nature White



#986  
Linen Crackle



#962  
Linen



#954  
Boston Cream



#1189  
Mushroom



#1391  
Dune



#1392  
Dubai



#906  
Dark Fawn



#1393  
Daytona



#1394  
Cotto Crackle



#1395  
Medoc Crackle



#1396  
Pinot



#1397  
Marfil



#1148  
Slate Brown Crackle



#1398  
Robusta

# COLOR PALETTE

## Grey - Gloss / Crackle

Actual colors may vary from the images shown and do not represent the true full color and shade variations of production.



#1299  
Feather Grey Crackle



#1205  
Pumice Crackle



#1405  
Gris



#1293  
Feather Grey



#1200  
Pumice



#1089  
Soft Grey Crackle



#1296  
Grey Stone Marble Crackle



#1315  
Powder Grey



#1291  
Quicksilver



#1290  
Grey Stone Marble



#1289  
Southsea Pearl



#1295  
Southsea Pearl Crackle



#1318  
Smoke Grey Crackle



#1317  
Smoke Grey



#1321  
Anthracite Grey



#1297  
Quicksilver Crackle



#1322  
Anthracite Grey Crackle



#862  
Light Charcoal Grey



#1008  
Light Ocean Breeze



#1368  
Coal



#803  
Black

# COLOR PALETTE

## Green - Gloss / Crackle

Actual colors may vary from the images shown and do not represent the true full color and shade variations of production.



#1300  
Grey Mist Crackle



#1052  
Pebble Green Crackle



#1399  
Hurong



#881  
Sage Green Crackle



#1039  
Mediterranean Blue Crackle



#814  
Celeste Green



#893  
Light Celeste Green



#1186  
Jewel Green



#1400  
Delfino Crackle



#909  
Green Shale



#1170  
Apalachian Green



#812  
Sage Green



#1151  
Serene Green Crackle



#949  
Serene Green



#849  
Grey Green



#1401  
Rhodes



#913  
Woodland Crackle



#1329  
Hunter Green



#1402  
Lima



#1403  
Mahimahi



#1404  
Wasabi

# COLOR PALETTE

## Blue - Gloss / Crackle

Actual colors may vary from the images shown and do not represent the true full color and shade variations of production.



#1026  
Veelite Crackle




#1029  
Ming Blue



#1007  
Dark Ocean Breeze



#879  
Provincial Blue



#1369  
Oslo



#1370  
Whales



#1158  
Carribean Crackle



#1169  
West Point Blue



#1171  
Admiral



#952  
Ash



#953  
Blue Frost



#1371  
Beaufort



#1149  
Aidan's Blue



#921  
Sweet Bluetette Crackle



#870  
Ice Blue



#1372  
Baden




#837  
Ice Blue Crackle



#910  
Light Nautical Blue



#801  
Light Royal Blue



#802  
Dark Royal Blue



#1358  
Neptune

# COLOR PALETTE

## Matte

Actual colors may vary from the images shown and do not represent the true full color and shade variations of production.



#948  
Matte True White



#833  
Matte White



#832  
Matte Cream



#1359  
Matte Moon



#1302  
Matte Quicksilver



#1375  
Matte Calgary



#1357  
Matte Lavender



#1304  
Matte Feather Grey



#1195  
Matte Marble Grey



#1356  
Matte Beryl



#1193  
Matte Blue Horizon



#1191  
Matte Sky Blue



#1033  
Matte Light Ocean Breeze



#1138  
Matte Mediterranean Blue



#1082  
Matte Grey Green



#984  
Matte Blue Frost



#1125  
Matte Light Azure



#990  
Matte Azure



#935  
Matte Light Nautical Blue



#1376  
Matte Navy



#1037  
Matte Black

# COLOR PALETTE

## Brilliant



#1332  
Pink Blush



#1377  
Amalfi



#1378  
Lily



#825  
Seashell



#1365  
Arizona



#1379  
Fire Engine



#939  
Vanna Yellow



#872  
Daisy Yellow



#1380  
Canary



#1023  
Lime Juice



#1381  
Parsley



#1382  
Irish




#1331  
Baby Blue



#1383  
Aquamarine



#1384  
Capri



#1049  
Periwinkle Blue



#1385  
Denim



#1386  
Indigo



#1387  
Lavanda



#1366  
Firenze



#1388  
Siena

Actual colors may vary from the images shown and do not represent the true full color and shade variations of production.

# COLOR PALETTE

## Fluid



#1249  
Light Seaturtle  
Fluid



#1232  
Seaturtle  
Fluid



#1270  
Light Rain Forest  
Fluid



#1263  
Rain Forest  
Fluid



#1271  
Light Sahara Desert  
Fluid



#1264  
Sahara Desert  
Fluid



#1246  
Light Parrot Green  
Fluid



#1231  
Parrot Green  
Fluid



#1242  
Light Fox  
Fluid



#1225  
Fox  
Fluid




#1240  
Light Cactus  
Fluid



#1234  
Cactus  
Fluid



#1251  
Light Sable Brown  
Fluid



#1236  
Sable Brown  
Fluid



#1374  
Light Lagoon  
Fluid



#1373  
Lagoon  
Fluid



# COLOR PALETTE

## Fluid



#1273  
Light Volcanic Ash  
Fluid



#1266  
Volcanic Ash  
Fluid



#1274  
Light Thunder Cloud  
Fluid



#1267  
Thunder Cloud  
Fluid



#1247  
Light Peacock  
Fluid



#1227  
Peacock  
Fluid



#1277  
Light Seascape  
Fluid



#1276  
Seascape  
Fluid



#1272  
Light Jungle Green  
Fluid



#1265  
Jungle Green  
Fluid



#1281  
Light Seabreeze  
Fluid



#1252  
Seabreeze  
Fluid



#1250  
Light Seaweed  
Fluid



#1228  
Seaweed  
Fluid



#1243  
Light Hummingbird  
Fluid



#1237  
Hummingbird  
Fluid

# COLOR PALETTE

## Old World



#1012  
O/W Honey Comb



#1048  
O/W Honey Comb  
Crackle



#963  
O/W Dark Golden Yellow



#996  
O/W Dark Golden Yellow  
Crackle



#993  
O/W Blue Frost



#998  
O/W Blue Frost  
Crackle



#973  
O/W Charcoal Grey



#997  
O/W Charcoal Grey  
Crackle



#1071  
O/W Willow Dew



#1013  
O/W Willow Dew  
Crackle



#1087  
O/W Coal



#1086  
O/W Coal  
Crackle



#1100  
O/W UG235 Straw



#978  
O/W UG235 Straw  
Crackle



#1041  
O/W Bamboo



#974  
O/W Bamboo  
Crackle



FIELD  
TILE

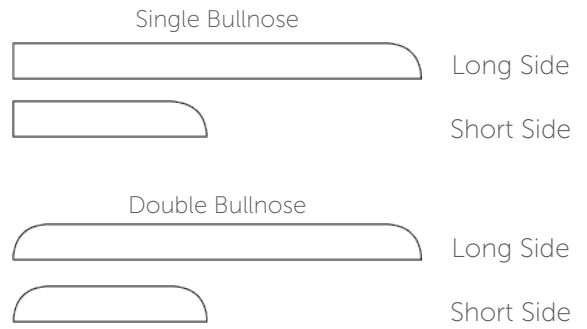
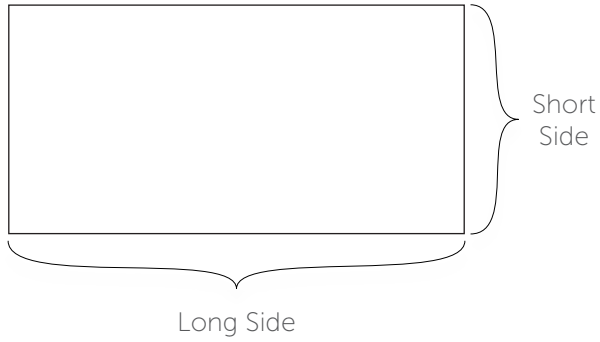
# FIELD TILE

Manhattan			
 <p>#541 2"x4-1/4" Manhattan Tile (16 pcs./sq.ft.)</p>	 <p>#666 2"x6" Manhattan Tile (12 pcs./sq.ft.)</p>	 <p>#542 3"x3" Manhattan Tile (16 pcs./sq.ft.)</p>	 <p>#543 3"x6" Manhattan Tile (8 pcs./sq.ft.)</p>
 <p>#540 4-1/4" Manhattan Tile (8 pcs./sq.ft.)</p>	 <p>#202A 4-1/4" Clip Tile - 1 Clip Tile (8 pcs./sq.ft.)</p>	 <p>#202B 4-1/4" Clip Tile - 2 Clip Tile (8 pcs./sq.ft.)</p>	 <p>#202C 4-1/4" Clip Tile - 4 Clip Tile (8 pcs./sq.ft.)</p>
 <p>#716 4-1/4"x6" Manhattan Tile (6 pcs./sq.ft.)</p>	 <p>#544 6"x6" Manhattan Tile (4 pcs./sq.ft.)</p>	 <p>#170A 6" Clip Tile - 1 Clip Tile (4 pcs./sq.ft.)</p>	 <p>#170B 6" Clip Tile - 2 Clip Tile (4 pcs./sq.ft.)</p>
 <p>#170C 6" Clip Tile - 4 Clip Tile (4 pcs./sq.ft.)</p>	 <p>#783 2"x8" Manhattan Tile (8 pcs./sq.ft.)</p>	 <p>#785 4"x8" Manhattan Tile (4 pcs./sq.ft.)</p>	 <p>#784 3"x12" Manhattan Tile (4 pcs./sq.ft.)</p>
 <p>#796 6"x12" Manhattan Tile (2 pcs./sq.ft.)</p>			



# FIELD TILE

## Manhattan












# FIELD TILE


## Beveled

 <p>#724 2"x3" Beveled Field Tile (24 pcs./sq.ft.)</p>	 <p>#722 2"x6" Beveled Field Tile (12 pcs./sq.ft.)</p>	 <p>#370 3"x3" Beveled Tile (16 pcs./sq.ft.)</p>	 <p>#258 3"x6" Beveled Tile (8 pcs./sq.ft.)</p>
 <p>#775 4-1/4"x4-1/4" Beveled Field Tile (8 pcs.)</p>	 <p>#773 Beveled Hexagon (9 pcs./sq.ft.)</p>	 <p>#774 4-1/4"x6" Beveled Field Tile (6 pcs./sq.ft.)</p>	

## Pillow









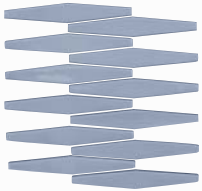








 <p>#715 1/4 Pillow Tile Triangle</p>	 <p>#714 4-1/4" Pillow Triangle - 3 Clip Tile</p>	 <p>#293 Pillow Field Tile (8 pcs./sq.ft.)</p>	
 <p>#649A Pillow Clip Tile - 1 Clip Tile (8 pcs./sq.ft.)</p>	 <p>#649B Pillow Clip Tile - 2 Clip Tile (8 pcs./sq.ft.)</p>	 <p>#649C Pillow Clip Tile - 4 Clip Tile (8 pcs./sq.ft.)</p>	
 <p>#649D Pillow Clip Tile - 3 Clip Tile (8 pcs./sq.ft.)</p>	 <p>#768 Pillow Rhombus (13.8 pcs./sq.ft.)</p>	 <p>#767 Tear Drop Pillow (7.6 pcs./sq.ft.)</p>	

Minimum 6 sq.ft. per color



# FIELD TILE

## Geometric and Shapes



















 <p>#476 Argyle (15 pcs./sq.ft.)</p>	 <p>#477 3"x6" V-Cut Tile (8 pcs./sq.ft.)</p>	 <p>#530 Jacquard (with Oval Cut) (8 pcs./sq.ft.)</p>	 <p>#397 Rhomboid (7 pcs./sq.ft.)</p>
 <p>#700A Madagascar (11 pcs./sq.ft. combined 700A+700B)</p>	 <p>#700B</p>	 <p>#701 Fan Shaped Field (10.5 pcs./sq.ft.)</p>	 <p>#702 Morocco Field (8.9 pcs./sq.ft.)</p>
 <p>#799 Prism (1 SHEET = 0.532 sq.ft. or 1 sq.ft.=1.88 SHEET)</p>	 <p>#799A Prism (20.5 pcs./sq.ft.)</p>		
 <p>#800 Diamond Cut (1 SHEET=0.286 sq.ft. or 1 sq.ft.=3.50 SHEET)</p>	 <p>#801 Diamond Cut Offset (1 SHEET=0.225 sq.ft. or 1 sq.ft.=4.45 SHEET)</p>	 <p>#802 3 Layer Octagon (1 SHEET=0.577 sq.ft. or 1 sq.ft.=1.73 SHEET)</p>	 <p>#803 Mini Long Hex (1 SHEET=0.894 sq.ft. or 1 sq.ft.=1.12 SHEET)</p>
 <p>#800A Mini Long Hex (21 pcs./sq.ft.)</p>	 <p>#800B Brackets (not available for individual sale)</p>	 <p>#800C Square 2 (36 pcs./sq.ft.)</p>	<p>#802 Must be completed with 1 pc. 4x4 for each SHEET</p>

Notes for Mesh Mount Only:

All SHEETS are Mesh Mounted. Dimensions are maximum dimensions of each sheet.  
Prices are for 1 color. For any additional color add 1 US\$/sq.ft. per color to the sq.ft. price.



# FIELD TILE

Geometric and Shapes			
 <p>#804 Honeycomb (1 SHEET=0.447 sq.ft. or 1 sq.ft.=2.24 SHEET)</p>	 <p>#805 Cube (1 SHEET=0.608 sq.ft. or 1 sq.ft.=1.65 SHEET)</p>	 <p>#806 Chevron (1 SHEET=0.605 sq.ft. or 1 sq.ft.=1.65 SHEET)</p>	
 <p>#804A Hexagon (6.5 pcs./sq.ft.)</p>	 <p>#804B Slant A (9 pcs./sq.ft.)</p>	 <p>#804C Slant B (9 pcs./sq.ft.)</p>	
 <p>#807 Lotus (1 SHEET=0.962 sq.ft. or 1 sq.ft.=1.04 SHEET)</p>	 <p>#807A Petal (8.5 pcs./sq.ft.)</p>	 <p>#807B Arc (not available for individual sale)</p>	 <p>#693 Dot</p>
 <p>#808 Wave (1 SHEET=0.509 sq.ft. or 1 sq.ft.=1.96 SHEET)</p>	 <p>#809 Flame 2 (1 SHEET=0.567 sq.ft. or 1 sq.ft.=1.77 SHEET)</p>	 <p>#810 Flame 3 (1 SHEET=0.417 sq.ft. or 1 sq.ft.=2.40 SHEET)</p>	 <p>#811 Flame 4 (1 SHEET=0.557 sq.ft. or 1 sq.ft.=1.79 SHEET)</p>
 <p>#812 Spiga (1 SHEET=0.472 sq.ft. or 1 sq.ft.=2.12 SHEET)</p>	 <p>#813 1/2 Spiga (1 SHEET=0.236 sq.ft. or 1 sq.ft.=4.24 SHEET)</p>	 <p>#808A Twirl A (52 pcs./sq.ft.)</p>	 <p>#808B Twirl B (52 pcs./sq.ft.)</p>

Notes for Mesh Mount Only:

All SHEETS are Mesh Mounted. Dimensions are maximum dimensions of each sheet.  
Prices are for 1 color. For any additional color add 1 US\$/sq.ft. per color to the sq.ft. price.



# FIELD TILE

## Unique Art



#746  
3"x3" Chamber  
(16 pcs./sq.ft.)



#769  
Beaded Rhombus  
(13.8 pcs./sq.ft.)



#386  
Laurel  
(8 pcs./sq.ft.)



#388  
Provance  
(8 pcs./sq.ft.)



#745  
3"x6" Chamber  
(8 pcs./sq.ft.)



#758  
Classic 3x6 w/Pencil Edge  
(8 pcs./sq.ft.)



#770  
Hour Glass  
(8 pcs./sq.ft.)



#771  
Beaded Baguette  
(8 pcs./sq.ft.)



#757  
Elongated Hex  
(7.5 pcs./sq.ft.)



#282  
Leaf Corner  
(8 pcs./sq.ft.)



#355  
Regency  
(8 pcs./sq.ft.)























#366  
Sundial  
(8 pcs./sq.ft.)



# FIELD TILE

## Unique Art

 <p>#446 Starfish Corner (8 pcs./sq.ft.)</p>	 <p>#447 Scallop Corner (8 pcs./sq.ft.)</p>	 <p>#461 Kaleidoscope (8 pcs./sq.ft.)</p>	 <p>#462 Starburst (8 pcs./sq.ft.)</p>
 <p>#706 Bordered Fan (10 pcs./sq.ft.)</p>	 <p>#740 Queen Victoria (6 pcs./sq.ft.)</p>	 <p>#743 Seville Iron Work (6 pcs./sq.ft.)</p>	 <p>#749 Single Queen Victoria (6 pcs./sq.ft.)</p>
 <p>#750 Sedilia Arch (6 pcs./sq.ft.)</p>	 <p>#765 Plumeria (7.5 pcs./sq.ft.)</p>	 <p>#766 Palm (7.5 pcs./sq.ft.)</p>	 <p>#763 Arabesque (8 pcs./sq.ft.)</p>
 <p>#742 Scroll Diamond Cut (7 pcs./sq.ft.)</p>	 <p>#748 Valencia (7.3 pcs./sq.ft.)</p>	 <p>#755 Infinity Curve (5.5 pcs./sq.ft.)</p>	 <p>#762 4 Clip Diamond w/Oval Cut (6.5 pcs./sq.ft.)</p>
 <p>#756 Beveled Diamond (6.5 pcs./sq.ft.)</p>	 <p>#764 Beveled Square (6 pcs./sq.ft.)</p>	 <p>#353 Venetian (4 pcs./sq.ft.)</p>	 <p>#215 Wallpaper Pattern (4 pcs./sq.ft.)</p>

# FIELD TILE


## Unique Art



#287  
Pin Dot  
(4 pcs./sq.ft.)



#299  
Harlequin  
(4 pcs./sq.ft.)



#300  
Single Panel  
(4 pcs./sq.ft.)




#303  
Window Pane Quilt  
(4 pcs./sq.ft.)



#304  
Medallion Lattice  
(4 pcs./sq.ft.)



#308  
Flute  
(4 pcs./sq.ft.)



#318  
Stain Glass  
(4 pcs./sq.ft.)



#327  
Gothic  
(4 pcs./sq.ft.)



#331  
American Quilt  
(4 pcs./sq.ft.)



#347  
Crystal Bead  
(4 pcs./sq.ft.)



#349  
Spiral Fleur De Lis  
(4 pcs./sq.ft.)




#352  
Maple Leaf (6x6)  
(4 pcs./sq.ft.)



#394  
Palladian  
(4 pcs./sq.ft.)



#739  
Clover Leaf  
(4 pcs./sq.ft.)



#744  
Fancy Hexagon  
(4 pcs./sq.ft.)



#684  
Alhambra  
(4.9 pcs./sq.ft.)



#760  
Versaille  
(4.5 pcs./sq.ft.)



QUEMERE DESIGNS

QD  
**COLLECTION**

Art Masterpieces



#687  
Turkistan Plain



#688  
Turkistan Foliage



#689  
Turkistan Floral



#108  
Medieval Floral



#109  
Fleur De Lis



#153  
Starfish Cockle Shells



#154  
Snails/Scallop/Phos  
Shells



#155  
Scallop/Screw Shells



#239  
Tudor Rose Medallion



#240  
Tudor Leaves Medallion



#241  
Camellia Medallion



#242  
Rosette Medallion



#534  
Windsor



#535  
Dover



#536  
Pembroke



#537  
Chatham



#685  
Cordoba Plain



#686  
Cordoba Foliage

## Art Masterpieces



#156  
Scallop/Screw Shells



#157  
Starfish



#158  
Mixed Shells



#217  
Grape Medallion



#218  
Fern Medallion



#219  
Floral Medallion



#220  
Lantern Medallion



## Art Square Dots



#171A  
Decorative Fruit Dots  
ACORN



#171B  
Decorative Fruit Dots  
PEAR



#171C  
Decorative Fruit Dots  
GRAPES



#171D  
Decorative Fruit Dots  
CHERRIES



#246A  
Medallion Dots  
ROSETTE



#246B  
Medallion Dots  
TUDOR ROSE



#246C  
Medallion Dots  
TUDOR LEAF



#246D  
Medallion Dots  
TUDOR GRAPES



#294A  
Shell Dots  
STARFISH



#294B  
Shell Dots  
SNAILS




#294C  
Shell Dots  
SCALLOP



#332A  
Fleur De Lis Dot  
MUSKETEER



#332B  
Fleur De Lis Dot  
ROYAL



#332C  
Fleur De Lis Dot  
KING





## Art Square Dots



#569A  
Decorative Insects  
FRAMED BUTTERFLY



#569B  
Decorative Insects  
FRAMED BEE



#569C  
Decorative Insects  
FRAMED DRAGONFLY



#569D  
Decorative Insects  
FRAMED LADY BUG



#629A  
Floral Bouquet Dot  
DAISIES



#629B  
Floral Bouquet Dot  
JONQUIL



#629C  
Floral Bouquet Dot  
IMPATIENS



#629D  
Floral Bouquet Dot  
VIOLETS



#414A  
Floral Dots  
ASTER



#414B  
Floral Dots  
LILAC



#414C  
Floral Dots  
POPPY



#414D  
Floral Dots  
SUNFLOWER



#413A  
Mini Floral Dots  
JASMIN



#413B  
Mini Floral Dots  
GARDENIA



#413C  
Mini Floral Dots  
VERBENA



#415A  
Mini Geometrics Dots  
MINI CUBE




#415B  
Mini Geometrics Dots  
MINI BUTTON

#413 AND #415 Suggested DOTS for #397 Rhomboid (7 Dots/1 sq.ft.)



Suggested Dots for #649 Pillow Cut with Center Dot


## Art Round Dots



#631A  
Fancy Buttons  
PETUNIA BUTTON




#631B  
Fancy Buttons  
GERANIUM BUTTON



#631C  
Fancy Buttons  
PANSY BUTTON




#631D  
Fancy Buttons  
HYDRANGEA BUTTON




#631E  
Fancy Buttons  
PINWHEEL BUTTON



#631F  
Fancy Buttons  
ORAGAMI BUTTON



#631G  
Fancy Buttons  
ROPE BUTTON



#631H  
Fancy Buttons  
BEADED BUTTON



#520  
Plain Buttons



#531  
Pebble Dots  
Oval Shape



#641  
Flat Dots  
Oval Size



#738  
Charm Dot

## Art Borders and Liners



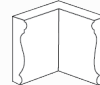
#779  
Shierfield Rail Cap



#779A  
Shierfield Rail Cap  
Stop End



#779B  
Shierfield Rail Cap  
Frame Corner



#779C  
Shierfield Rail Cap  
Inside Corner



#779D  
Shierfield Rail Cap  
Outside Corner



#247  
Leaves with  
Beads Border



#247A  
Leaves with  
Beads Border  
Stop End



#247B  
Leaves with  
Beads Border  
Frame Corner






















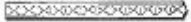





#247C  
Leaves with  
Beads Border  
Inside Corner




























#247D  
Leaves with  
Beads Border  
Outside Corner


























## Art Borders and Liners

 <p>#259 Mini Beads</p>	 <p>#259A Mini Beads Stop End (L/R)</p>	 <p>#259B Mini Beads Frame Corner</p>	 <p>#259C Mini Beads Inside Corner</p>	 <p>#259D Mini Beads Outside Corner</p>
 <p>#291 Medium Size Rope</p>	 <p>#291A Medium Size Rope Stop End (L/R)</p>	 <p>#291B Medium Size Rope Frame Corner</p>	 <p>#291C Medium Size Rope Inside Corner</p>	 <p>#291D Medium Size Rope Outside Corner</p>
 <p>#338 Mini Tulip Liner</p>	 <p>#338A Mini Tulip Liner Stop End (L/R)</p>	 <p>#338B Mini Tulip Liner Frame Corner</p>	 <p>#338C Mini Tulip Liner Inside Corner</p>	 <p>#338D Mini Tulip Liner Outside Corner</p>
 <p>#339 Mini Spiral Liner</p>	 <p>#339A Mini Spiral Liner Stop End (L/R)</p>	 <p>#339B Mini Spiral Liner Frame Corner</p>	 <p>#339C Mini Spiral Liner Inside Corner</p>	 <p>#339D Mini Spiral Liner Outside Corner</p>
 <p>#340 Mini Diamond Liner</p>	 <p>#340A Mini Diamond Liner Stop End (L/R)</p>	 <p>#340B Mini Diamond Liner Frame Corner</p>	 <p>#340C Mini Diamond Liner Inside Corner</p>	 <p>#340D Mini Diamond Liner Outside Corner</p>

## Art Borders and Liners

 <p>#342 Mini Rope Liner</p>	 <p>#342A Mini Rope Liner Stop End (L/R)</p>	 <p>#342B Mini Rope Liner Frame Corner</p>	 <p>#342C Mini Rope Liner Inside Corner</p>	 <p>#342D Mini Rope Liner Outside Corner</p>
 <p>#379 Pearl Bracelet Liner</p>	 <p>#379A Pearl Bracelet Liner Stop End (L/R)</p>	 <p>#379B Pearl Bracelet Liner Frame Corner</p>	 <p>#379C Pearl Bracelet Liner Inside Corner</p>	 <p>#379D Pearl Bracelet Liner Outside Corner</p>
 <p>#457 Bead &amp; Bar Liner</p>	 <p>#457A Bead &amp; Bar Liner Stop End (L/R)</p>	 <p>#457B Bead &amp; Bar Liner Frame Corner</p>	 <p>#457C Bead &amp; Bar Liner Inside Corner</p>	 <p>#457D Bead &amp; Bar Liner Outside Corner</p>
 <p>#223 Spiral Ribbon with Pearls</p>	 <p>#223A Spiral Ribbon with Pearls Stop End</p>	 <p>#223B Spiral Ribbon with Pearls Frame Corner</p>	 <p>#223C Spiral Ribbon with Pearls Inside Corner</p>	 <p>#223D Spiral Ribbon with Pearls Outside Corner</p>
 <p>#459 Cloister Molding</p>	 <p>#459A Cloister Molding Stop End (L/R)</p>	 <p>#459B Cloister Molding Frame Corner</p>	 <p>#459C Cloister Molding Inside Corner</p>	 <p>#459D Cloister Molding Outside Corner</p>

## Art Borders and Liners

 <p>#463 Charlotte Border</p>	 <p>#463A Charlotte Border Stop End (L/R)</p>	 <p>#463B Charlotte Border Frame Corner</p>	 <p>#463C Charlotte Border Inside Corner</p>	 <p>#463D Charlotte Border Outside Corner</p>
 <p>#272 Seashell Liner</p>	 <p>#272A Seashell Liner Stop End (L/R)</p>	 <p>#272B Seashell Liner Frame Corner</p>	 <p>#272C Seashell Liner Inside Corner</p>	 <p>#272D Seashell Liner Outside Corner</p>
 <p>#280 Acorn Liner</p>	 <p>#280A Acorn Liner Stop End (L/R)</p>	 <p>#280B Acorn Liner Frame Corner</p>	 <p>#280C Acorn Liner Inside Corner</p>	 <p>#280D Acorn Liner Outside Corner</p>
 <p>#285 Parisian Scroll Border</p>	 <p>#285A Parisian Scroll Border Stop End (L/R)</p>	 <p>#285B Parisian Scroll Border Frame Corner</p>	 <p>#285C Parisian Scroll Border Inside Corner</p>	 <p>#285D Parisian Scroll Border Outside Corner</p>
 <p>#296 Small Egg &amp; Dart Cap</p>	 <p>#296A Small Egg &amp; Dart Cap Stop End (L/R)</p>	 <p>#296B Small Egg &amp; Dart Cap Frame Corner</p>	 <p>#296C Small Egg &amp; Dart Cap Inside Corner</p>	 <p>#296D Small Egg &amp; Dart Cap Outside Corner</p>

## Art Borders and Liners



#312  
Persian Liner



#312A  
Persian Liner  
Stop End (L/R)



#312B  
Persian Liner  
Frame Corner




#312C  
Persian Liner  
Inside Corner



#312D  
Persian Liner  
Outside Corner



#321  
Cluster Medallion



#321A  
Cluster Medallion  
Stop End (L/R)



#321B  
Cluster Medallion  
Frame Corner



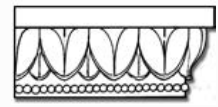
#321C  
Cluster Medallion  
Inside Corner



#321D  
Cluster Medallion  
Outside Corner



#329  
Victorian Cap



#329A  
Victorian Cap  
Stop End (L/R)



#329B  
Victorian Cap  
Frame Corner



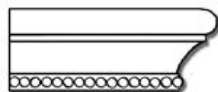
#329C  
Victorian Cap  
Inside Corner



#329D  
Victorian Cap  
Outside Corner



#345  
Classical Rail  
With Beads



#345A  
Classical Rail  
With Beads  
Stop End (L/R)



#345B  
Classical Rail  
With Beads  
Frame Corner



#345C  
Classical Rail  
With Beads  
Inside Corner



#345D  
Classical Rail  
With Beads  
Outside Corner



#375  
Flame Border



#375A  
Flame Border  
Stop End (L/R)



#375B  
Flame Border  
Frame Corner

















#375C  
Flame Border  
Inside Corner






















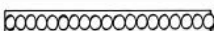





#375D  
Flame Border  
Outside Corner

## Art Borders and Liners

 <p>#380 Tiara Cap</p>	 <p>#380A Tiara Cap Stop End (L/R)</p>	 <p>#380B Tiara Cap Frame Corner</p>	 <p>#380C Tiara Cap Inside Corner</p>	 <p>#380D Tiara Cap Outside Corner</p>
 <p>#552 Avignon Border</p>	 <p>#552A Avignon Border Stop End (L/R)</p>	 <p>#552B Avignon Border Frame Corner</p>	 <p>#552C Avignon Border Inside Corner</p>	 <p>#552D Avignon Border Outside Corner</p>
 <p>#553 Cambridge Border</p>	 <p>#553A Cambridge Border Stop End (L/R)</p>	 <p>#553B Cambridge Border Frame Corner</p>	 <p>#553C Cambridge Border Inside Corner</p>	 <p>#553D Cambridge Border Outside Corner</p>
 <p>#644 Interlocking Ovals</p>	 <p>#644A Interlocking Ovals Stop End (L/R)</p>	 <p>#644B Interlocking Ovals Frame Corner</p>	 <p>#644C Interlocking Ovals Inside Corner</p>	 <p>#644D Interlocking Ovals Outside Corner</p>
 <p>#206 Wave Border</p>	 <p>#206A Wave Border Stop End (L/R)</p>	<p>Frame Corner not available</p>	 <p>#206C Wave Border Inside Corner</p>	 <p>#206D Wave Border Outside Corner</p>

## Art Borders and Liners

 <p>#334 Autumn Leaves</p>	 <p>#334A Autumn Leaves Stop End (L/R)</p>	 <p>#334B Autumn Leaves Frame Corner</p>	 <p>#334C Autumn Leaves Inside Corner</p>	 <p>#334D Autumn Leaves Outside Corner</p>
 <p>#455 Apple Blossom Border</p>	 <p>#455A Apple Blossom Border Stop End (L/R)</p>	 <p>#455B Apple Blossom Border Frame Corner</p>	 <p>#455C Apple Blossom Border Inside Corner</p>	 <p>#455D Apple Blossom Border Outside Corner</p>
 <p>#255 Ornamental Scroll Border</p>	 <p>#255A Ornamental Scroll Border Stop End (L/R)</p>	 <p>#255B Ornamental Scroll Border Frame Corner</p>	 <p>#255C Ornamental Scroll Border Inside Corner</p>	 <p>#255D Ornamental Scroll Border Outside Corner</p>
 <p>#286 Rattan Pencil Liner</p>	 <p>#286A Rattan Pencil Liner Stop End (L/R)</p>	 <p>#286B Rattan Pencil Liner Frame Corner</p>	 <p>#286C Rattan Pencil Liner Inside Corner</p>	 <p>#286D Rattan Pencil Liner Outside Corner</p>
 <p>#292 Medium Size Beads</p>	 <p>#292A Medium Size Beads Stop End (L/R)</p>	 <p>#292B Medium Size Beads Frame Corner</p>	 <p>#292C Medium Size Beads Inside Corner</p>	 <p>#292D Medium Size Beads Outside Corner</p>



## Art Borders and Liners



#357  
Empire Border



#357A  
Empire Border  
Stop End (L/R)



#357B  
Empire Border  
Frame Corner



#357C  
Empire Border  
Inside Corner



#357D  
Empire Border  
Outside Corner



#359  
Tahitian Border



#359A  
Tahitian Border  
Stop End (L/R)



#359B  
Tahitian Border  
Frame Corner



#359C  
Tahitian Border  
Inside Corner



#359D  
Tahitian Border  
Outside Corner



#382  
Roman Cap



#382A  
Roman Cap  
Stop End (L/R)



#382B  
Roman Cap  
Frame Corner



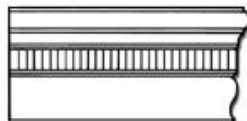
#382C  
Roman Cap  
Inside Corner



#382D  
Roman Cap  
Outside Corner



#454  
Groove Molding



#454A  
Groove Molding  
Stop End (L/R)



#454B  
Groove Molding  
Frame Corner



#454C  
Groove Molding  
Inside Corner



#454D  
Groove Molding  
Outside Corner



#614  
Grecian Cap



#614A  
Grecian Cap  
Stop End (L/R)



#614B  
Grecian Cap  
Frame Corner


















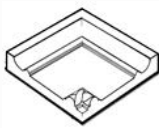









#614C  
Grecian Cap  
Inside Corner



#614D  
Grecian Cap  
Outside Corner











## Art Borders and Liners

 <p>#152 Seashell Border</p>	 <p>#152A Seashell Border Stop End (L/R)</p>	 <p>#152B Seashell Border Frame Corner</p>	 <p>#152C Seashell Border Inside Corner</p>	 <p>#152D Seashell Border Outside Corner</p>
 <p>#464 Hermes Border</p>	 <p>#464A Hermes Border Stop End (L/R)</p>	 <p>#464B Hermes Border Frame Corner</p>	 <p>#464C Hermes Border Inside Corner</p>	 <p>#464D Hermes Border Outside Corner</p>
 <p>#452 Vanderbilt Border</p>	 <p>#452A Vanderbilt Border Stop End (L/R)</p>	 <p>#452B Vanderbilt Border Frame Corner</p>	 <p>#452C Vanderbilt Border Inside Corner</p>	 <p>#452D Vanderbilt Border Outside Corner</p>
 <p>#311 Rope Baseboard Skirting</p>	 <p>#311A Rope Baseboard Skirting Stop End (L/R)</p>	 <p>#311B Rope Baseboard Skirting Frame Corner</p>	 <p>#311C Rope Baseboard Skirting Inside Corner</p>	 <p>#311D Rope Baseboard Skirting Outside Corner</p>
 <p>#159 Rope Liner</p>	 <p>#159A Rope Liner Stop End (L/R)</p>	 <p>#159B Rope Liner Frame Corner</p>	 <p>#159C Rope Liner Inside Corner</p>	 <p>#159D Rope Liner Outside Corner</p>



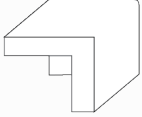










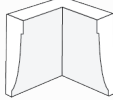











# QD COLLECTION

## Art Borders and Liners







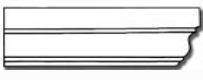


















				
#288 Tulip Pencil Liner	#288A Tulip Pencil Liner Stop End (L/R)	#288B Tulip Pencil Liner Frame Corner	#288C Tulip Pencil Liner Inside Corner	#288D Tulip Pencil Liner Outside Corner
				
#677 Ribbon Liner	#677A Ribbon Liner Stop End (L/R)	#677B Ribbon Liner Frame Corner	#677C Ribbon Liner Inside Corner	#677D Ribbon Liner Outside Corner












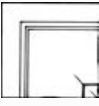



## Architectural Borders and Liners

 <p>#708 V-Cap Corner</p>	 <p>#435 1"x4" Flat Liner</p>	 <p>#427 3/8" Quarter Round</p>	 <p>#428 1" Quarter Round</p>	 <p>#430 1" Beak Quarter Round</p>
 <p>#432 1"x6" Flat Liner</p>	 <p>#617 1/2"x6" Flat Liner</p>	 <p>#707 V-Cap</p>		
 <p>#777 Derby Rail Cap</p>	 <p>#777A Derby Rail Cap Stop End (L/R)</p>	 <p>#777B Derby Rail Cap Frame Corner</p>	 <p>#777C Derby Rail Cap Inside Corner</p>	 <p>#777D Derby Rail Cap Outside Corner</p>
 <p>#781 Kingston Rail Cap</p>	 <p>#781A Kingston Rail Cap Stop End (L/R)</p>	 <p>#781B Kingston Rail Cap Frame Corner</p>	 <p>#781C Kingston Rail Cap Inside Corner</p>	 <p>#781D Kingston Rail Cap Outside Corner</p>
 <p>#251 Medium Pencil Liner</p>	 <p>#251A Medium Pencil Liner Stop End (L/R)</p>	 <p>#251B Medium Pencil Liner Frame Corner</p>	 <p>#251C Medium Pencil Liner Inside Corner</p>	 <p>#251D Medium Pencil Liner Outside Corner</p>


## Architectural Borders and Liners

 <p>#325 Bench Rail Cap</p>	 <p>#325A Bench Rail Cap Stop End (L/R)</p>	 <p>#325B Bench Rail Cap Frame Corner</p>	 <p>#325C Bench Rail Cap Inside Corner</p>	 <p>#325D Bench Rail Cap Outside Corner</p>
 <p>#330 Frame Rail Cap</p>	 <p>#330A Frame Rail Cap Stop End (L/R)</p>	 <p>#330B Frame Rail Cap Frame Corner</p>	 <p>#330C Frame Rail Cap Inside Corner</p>	 <p>#330D Frame Rail Cap Outside Corner</p>
 <p>#341 Mini Pencil Liner</p>	 <p>#341A Mini Pencil Liner Stop End (L/R)</p>	 <p>#341B Mini Pencil Liner Frame Corner</p>	 <p>#341C Mini Pencil Liner Inside Corner</p>	 <p>#341D Mini Pencil Liner Outside Corner</p>
 <p>#673 Step Molding</p>	 <p>#673A Step Molding Stop End (L/R)</p>	 <p>#673B Step Molding Frame Corner</p>	 <p>#673C Step Molding Inside Corner</p>	 <p>#673D Step Molding Outside Corner</p>
 <p>#675 Tube Liner</p>	 <p>#675A Tube Liner Stop End (L/R)</p>	 <p>#675B Tube Liner Frame Corner</p>	 <p>#675C Tube Liner Inside Corner</p>	 <p>#675D Tube Liner Outside Corner</p>


























## Architectural Borders and Liners

 <p>#731 Corona Cap</p>	 <p>#731A Corona Cap Stop End (L/R)</p>	 <p>#731B Corona Cap Frame Corner</p>	 <p>#731C Corona Cap Inside Corner</p>	 <p>#731D Corona Cap Outside Corner</p>
 <p>#732 Attic Cap</p>	 <p>#732A Attic Cap Stop End (L/R)</p>	 <p>#732B Attic Cap Frame Corner</p>	 <p>#732C Attic Cap Inside Corner</p>	 <p>#732D Attic Cap Outside Corner</p>
 <p>#733 Pedestal Cap</p>	 <p>#733A Pedestal Cap Stop End (L/R)</p>	 <p>#733B Pedestal Cap Frame Corner</p>	 <p>#733C Pedestal Cap Inside Corner</p>	 <p>#733D Pedestal Cap Outside Corner</p>
 <p>#162 Chair Rail Cap</p>	 <p>#162A Chair Rail Cap Stop End (L/R)</p>	 <p>#162B Chair Rail Cap Frame Corner</p>	 <p>#162C Chair Rail Cap Inside Corner</p>	 <p>#162D Chair Rail Cap Outside Corner</p>
 <p>#172 Ogee Border</p>	 <p>#172A Ogee Border Stop End (L/R)</p>	 <p>#172B Ogee Border Frame Corner</p>	 <p>#172C Ogee Border Inside Corner</p>	 <p>#172D Ogee Border Outside Corner</p>

## Architectural Borders and Liners




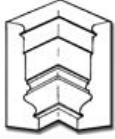




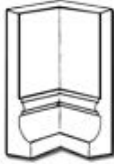


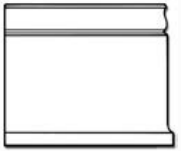
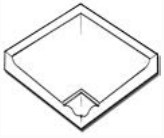
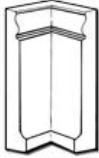








 <p>#276 Medium Chair Rail</p>	 <p>#276A Medium Chair Rail Stop End (L/R)</p>	 <p>#276B Medium Chair Rail Frame Corner</p>	 <p>#276C Medium Chair Rail Inside Corner</p>	 <p>#276D Medium Chair Rail Outside Corner</p>
 <p>#277 Round Top Rail Cap</p>	 <p>#277A Round Top Rail Cap Stop End (L/R)</p>	 <p>#277B Round Top Rail Cap Frame Corner</p>	 <p>#277C Round Top Rail Cap Inside Corner</p>	 <p>#277D Round Top Rail Cap Outside Corner</p>
 <p>#320 Corinthian Rail Cap</p>	 <p>#320A Corinthian Rail Cap Stop End (L/R)</p>	 <p>#320B Corinthian Rail Cap Frame Corner</p>	 <p>#320C Corinthian Rail Cap Inside Corner</p>	 <p>#320D Corinthian Rail Cap Outside Corner</p>
 <p>#322 Classical Rail Cap</p>	 <p>#322A Classical Rail Cap Stop End (L/R)</p>	 <p>#322B Classical Rail Cap Frame Corner</p>	 <p>#322C Classical Rail Cap Inside Corner</p>	 <p>#322D Classical Rail Cap Outside Corner</p>
 <p>#323 Capitol Rail Cap</p>	 <p>#323A Capitol Rail Cap Stop End (L/R)</p>	 <p>#323B Capitol Rail Cap Frame Corner</p>	 <p>#323C Capitol Rail Cap Inside Corner</p>	 <p>#323D Capitol Rail Cap Outside Corner</p>

## Architectural Borders and Liners

 <p>#161 Pencil Liner</p>	 <p>#161A Pencil Liner Stop End (L/R)</p>	 <p>#161B Pencil Liner Frame Corner</p>	 <p>#161C Pencil Liner Inside Corner</p>	 <p>#161D Pencil Liner Outside Corner</p>
 <p>#278 Panel Cap Molding</p>	 <p>#278A Panel Cap Molding Stop End (L/R)</p>	 <p>#278B Panel Cap Molding Frame Corner</p>	 <p>#278C Panel Cap Molding Inside Corner</p>	 <p>#278D Panel Cap Molding Outside Corner</p>
 <p>#279 Square Pencil Liner</p>	 <p>#279A Square Pencil Liner Stop End (L/R)</p>	 <p>#279B Square Pencil Liner Frame Corner</p>	 <p>#279C Square Pencil Liner Inside Corner</p>	 <p>#279D Square Pencil Liner Outside Corner</p>
 <p>#319 Grande Rail Cap</p>	 <p>#319A Grande Rail Cap Stop End (L/R)</p>	 <p>#319B Grande Rail Cap Frame Corner</p>	 <p>#319C Grande Rail Cap Inside Corner</p>	 <p>#319D Grande Rail Cap Outside Corner</p>
 <p>#672 Bar Liner</p>	 <p>#672A Bar Liner Stop End (L/R)</p>	 <p>#672B Bar Liner Frame Corner</p>	 <p>#672C Bar Liner Inside Corner</p>	 <p>#672D Bar Liner Outside Corner</p>



## Architectural Borders and Liners

 <p>#275 Baseboard Skirting</p>	 <p>#275A Baseboard Skirting Stop End (L/R)</p>	 <p>#275B Baseboard Skirting Frame Corner</p>	 <p>#275C Baseboard Skirting Inside Corner</p>	 <p>#275D Baseboard Skirting Outside Corner</p>
 <p>#396 Brittany Baseboard</p>	 <p>#396A Brittany Baseboard Stop End (L/R)</p>	 <p>#396B Brittany Baseboard Frame Corner</p>	 <p>#396C Brittany Baseboard Inside Corner</p>	 <p>#396D Brittany Baseboard Outside Corner</p>
 <p>#395 Normandy Baseboard</p>	 <p>#395A Normandy Baseboard Stop End (L/R)</p>	 <p>#395B Normandy Baseboard Frame Corner</p>	 <p>#395C Normandy Baseboard Inside Corner</p>	 <p>#395D Normandy Baseboard Outside Corner</p>
 <p>#727 Coved Baseboard</p>	 <p>#728 Coved Baseboard Bullnose</p>			
 <p>#676 Small Tube Liner</p>	 <p>#676A Small Tube Liner Stop End (L/R)</p>	 <p>#676B Small Tube Liner Frame Corner</p>	 <p>#676C Small Tube Liner Inside Corner</p>	 <p>#676D Small Tube Liner Outside Corner</p>

## Murals



#364  
Avalon 4-1/4"x4-1/4"



#365  
Westminster 4-1/4"x4-1/4"



#368  
Yorkshire 4-1/4"x4-1/4"

## Camelot Mural



#369  
Camelot Mural



Camelot Mural Extended Version

## Murals



#471  
Wild Flowers 6"x6"



#474  
1 Bee 6"x6"



#475  
2 Bees 6"x6"



#497  
Butterfly 6"x6"



#499  
Lady Bug 6"x6"



#496  
Dragonfly 6"x6"

## Prairie Mural



Prairie Mural



#473  
3 Tile Panel  
Wild Flowers  
6"x18"



#472  
2 Tile Panel  
Wild Flowers  
6"x12"

## Murals



#470  
1 BEE 4-1/4"x4-1/4"



#482B  
Oak Branch Frame Corner 4-1/4"x4-1/4"



#493  
Butterfly 4-1/4"x4-1/4"



#494  
Lady Bug 4-1/4"x4-1/4"



#469  
Falling Leaves 4-1/4"x4-1/4"



#495  
Dragonfly 4-1/4"x4-1/4"



#468  
Falling Wisteria with Bees  
4-1/4"x4-1/4"



# 467  
3 Tile Panel Wisteria (3) Panels

## Wisteria Mural



## Murals



#606  
Freesia Scroll 4-1/4"x4-1/4"



#607A  
Freesia Vine Left 4-1/4"x4-1/4"



#607B  
Freesia Vine Right 4-1/4"x4-1/4"



#609  
Single Freesia with Beads 4-1/4"x4-1/4"




#610  
Field with Beaded Edge 4-1/4"x4-1/4"



#611  
Single Freesia 4-1/4"x4-1/4"

## Bouquet of Freesia Mural



Murals



#662  
Rooster Mural 18-1/2"x18-1/2"



#663  
Hen Mural 12-1/4"x18-1/2"



#661  
Rooster & Hen Mural 18-1/2"x24-1/2"

Rooster Mural



Murals

Chrysantha Mural



#735  
Chrysantha Mural 4 pc. x 4-1/4"x6"



#734  
Petal Corner 4-1/4"x6"


Kensington Mural



#741  
Kensington Mural 4 pc. x 6"x6"

Murals

Marbella Mural



#772  
Marbella Mural 6 pc. x 6"x6"


Aragon Mural




#776  
Aragon Mural 12 pc. x 6"x6"




## Unique Art



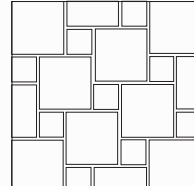
#398  
Middle Town (1x2 & 1x1)




#399  
1X1 Grid Mosaics



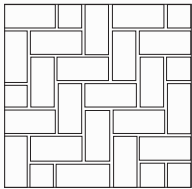
#401  
2x2 Grid



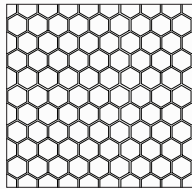
#405  
Paddington Square  
(2x2 & 1x1)



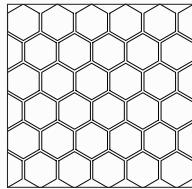
#407  
1X2 Brick Mosaic



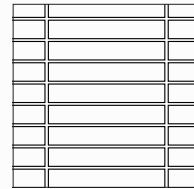
#408  
Herringbone (1x2)



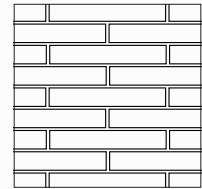
#409  
1x1 Mini Hex



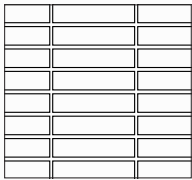
#410  
1-3/4x1-3/4 Small Hex




#449  
1x6 Linear Mosaic



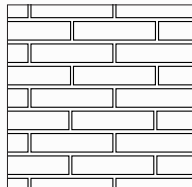
#450  
1x6 Brick Mosaic



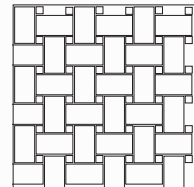
#451  
1x4 Linear Mosaic




#478  
Match Stick Mosaic  
(1/2x2)




#479  
1x4 Brick Mosaic




#498  
Basket Weave Mosaic  
(1x2 & 1/2x1/2)




#507  
Mini Squares  
(1/2x1/2)



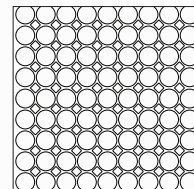
#518  
Greenwich Mosaic  
(1" Circle-Straight)



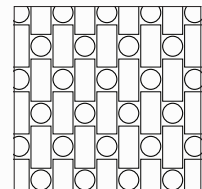
#519  
Chelsea Mosaic  
(1" Circle-Offset)



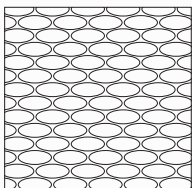
#528  
Wimbeldon  
(2x2; 1x2 & 1x1)



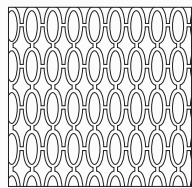
#532  
Tribeca Mosaic  
(1" Circle with 1/2x1/2 Dot)




#565  
Bleecker Mosaic



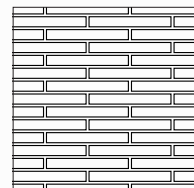
#589  
Oval Offset Mosaic



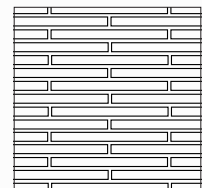
#612  
Casablanca Mosaic



#613  
Marrakech Mosaic




#655  
1/2x4 Brick Mosaic

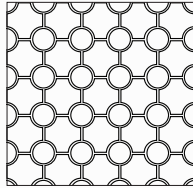


#656  
1/2x6 Brick Mosaic


## Unique Art




#665  
Tangier Mosaic  
with Fancy Buttons




#670  
Tangier Mosaic  
with Plain Buttons




#680  
Floral Mosaic




#681  
Ankara Mosaic




#682  
Tunisia Mosaic



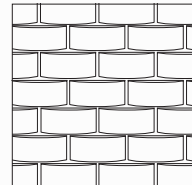
#703  
Malaga Mosaic




#704  
Majorca Mosaic



#753  
1x2 Arch / Herringbone



#754  
1x2 Arch / Brick





QUEMERE DESIGNS

SAMPLE  
BOARDS

Concept Boards



QD2018-001



QD2018-002



QD2018-003



QD2018-004



QD2018-005



QD2018-006



QD2018-007



QD2018-008



QD2018-009

## Concept Boards



QD2018-010



QD2018-011



QD2018-012



QD2018-013




QD2018-014



QD2018-015



QD2018-016



QD2018-017




QD2018-018

Concept Boards



QD2018-019



QD2018-020



QD2018-021



QD2018-022



QD2018-023



QD2018-024



QD2018-025



QD2018-026

Concept Boards



QD2018-027



QD2018-028



QD2018-029



QD2018-030



QD2018-031

## Color Chip Boards



White/Beige Board



Grey Board



Green Board



Blue Board



Matte Board



Brilliant Board



Fluid Board 1



Fluid Board 2



Old World Board 1



Old World Board 2





# INDEX

BY ITEM NUMBER  
& BY DESCRIPTION



# INDEX BY NUMBER

ITEM #	DESCRIPTION	PAGE #
108	Medieval Floral	30
109	Fleur De Lis	30
152	Seashell Border	42
152A	Seashell Border Stop End (Left/Right)	42
152B	Seashell Border Frame Corner	42
152C	Seashell Border Inside Corner	42
152D	Seashell Border Outside Corner	42
153	Starfish Cockle Shells	30
154	Snails/Scallop/Phos Shells	30
155	Scallop/Screw Shells (4-1/4"x4-1/4")	30
156	Scallop/Screw Shells (6"x6")	31
157	Starfish	31
158	Mixed Shells	31
159	Rope Liner	42
159A	Rope Liner Stop End (Left/Right)	42
159B	Rope Liner Frame Corner	42
159C	Rope Liner Inside Corner	42
159D	Rope Liner Outside Corner	42
161	Pencil Liner	48
161A	Pencil Liner Stop End (Left/Right)	48
161B	Pencil Liner Frame Corner	48
161C	Pencil Liner Inside Corner	48
161D	Pencil Liner Outside Corner	48
162	Chair Rail Cap	46
162A	Chair Rail Cap Stop End (Left/Right)	46
162B	Chair Rail Cap Frame Corner	46
162C	Chair Rail Cap Inside Corner	46
162D	Chair Rail Cap Outside Corner	46
170A	6" Clip Tile - 1 Clip Tile (4 pcs./sq.ft.)	20
170B	6" Clip Tile - 2 Clip Tile (4 pcs./sq.ft.)	20
170C	6" Clip Tile - 4 Clip Tile (4 pcs./sq.ft.)	20
171A	Decorative Fruit Dots - ACORN	32
171B	Decorative Fruit Dots - PEAR	32
171C	Decorative Fruit Dots - GRAPES	32
171D	Decorative Fruit Dots - CHERRIES	32
172	Ogee Border	46
172A	Ogee Border Stop End (Left/Right)	46
172B	Ogee Border Frame Corner	46
172C	Ogee Border Inside Corner	46
172D	Ogee Border Outside Corner	46
202A	4-1/4" Clip Tile - 1 Clip Tile (8 pcs./sq.ft.)	20
202B	4-1/4" Clip Tile - 2 Clip Tile (8 pcs./sq.ft.)	20
202C	4-1/4" Clip Tile - 4 Clip Tile (8 pcs./sq.ft.)	20
206	Wave Border	39
206A	Wave Border Stop End (Left/Right)	39
206C	Wave Border Inside Corner	39
206D	Wave Border Outside Corner	39

ITEM #	DESCRIPTION	PAGE #
215	Wallpaper Pattern (4 pcs./sq.ft.)	27
217	Grape Medallion	31
218	Fern Medallion	31
219	Floral Medallion	31
220	Lantern Medallion	31
223	Spiral Ribbon with Pearls	36
223A	Spiral Ribbon with Pearls Stop End (Left/Right)	36
223B	Spiral Ribbon with Pearls Frame Corner	36
223C	Spiral Ribbon with Pearls Inside Corner	36
223D	Spiral Ribbon with Pearls Outside Corner	36
239	Tudor Rose Medallion	30
240	Tudor Leaves Medallion	30
241	Camellia Medallion	30
242	Rosette Medallion	30
246A	Medallion Dots - ROSETTE	32
246B	Medallion Dots - TUDOR ROSE	32
246C	Medallion Dots - TUDOR LEAF	32
246D	Medallion Dots - TUDOR GRAPES	32
247	Leaves with Beads Border	34
247A	Leaves with Beads Border Stop End (Left/Right)	34
247B	Leaves with Beads Border Frame Corner	34
247C	Leaves with Beads Border Inside Corner	34
247D	Leaves with Beads Border Outside Corner	34
251	Medium Pencil Liner	44
251A	Medium Pencil Liner Stop End (Left/Right)	44
251B	Medium Pencil Liner Frame Corner	44
251C	Medium Pencil Liner Inside Corner	44
251D	Medium Pencil Liner Outside Corner	44
255	Ornamental Scroll Border	40
255A	Ornamental Scroll Border Stop End	40
255B	Ornamental Scroll Border Frame Corner	40
255C	Ornamental Scroll Border Inside Corner	40
255D	Ornamental Scroll Border Outside Corner	40
258	3"x6" Beveled Tile (8 pcs./sq.ft.)	22
259	Mini Beads	35
259A	Mini Beads Stop End (Left/Right)	35
259B	Mini Beads Frame Corner	35
259C	Mini Beads Inside Corner	35
259D	Mini Beads Outside Corner	35
272	Seashell Liner	37
272A	Seashell Liner Stop End (Left/Right)	37
272B	Seashell Liner Frame Corner	37
272C	Seashell Liner Inside Corner	37
272D	Seashell Liner Outside Corner	37
275	Baseboard Skirting	49
275A	Baseboard Skirting Stop End (Left/Right)	49
275B	Baseboard Skirting Frame Corner	49



# INDEX BY NUMBER

ITEM #	DESCRIPTION	PAGE #
275C	Baseboard Skirting Inside Corner	49
275D	Baseboard Skirting Outside Corner	49
276	Medium Chair Rail	47
276A	Medium Chair Rail Stop End (Left/Right)	47
276B	Medium Chair Rail Frame Corner	47
276C	Medium Chair Rail Inside Corner	47
276D	Medium Chair Rail Outside Corner	47
277	Round Top Rail Cap	47
277A	Round Top Rail Cap Stop End (Left/Right)	47
277B	Round Top Rail Cap Frame Corner	47
277C	Round Top Rail Cap Inside Corner	47
277D	Round Top Rail Cap Outside Corner	47
278	Panel Cap Molding	48
278A	Panel Cap Molding Stop End (Left/Right)	48
278B	Panel Cap Molding Frame Corner	48
278C	Panel Cap Molding Inside Corner	48
278D	Panel Cap Molding Outside Corner	48
279	Square Pencil Liner	48
279A	Square Pencil Liner Stop End (Left/Right)	48
279B	Square Pencil Liner Frame Corner	48
279C	Square Pencil Liner Inside Corner	48
279D	Square Pencil Liner Outside Corner	48
280	Acorn Liner	37
280A	Acorn Liner Stop End (Left/Right)	37
280B	Acorn Liner Frame Corner	37
280C	Acorn Liner Inside Corner	37
280D	Acorn Liner Outside Corner	37
282	Leaf Corner (8 pcs./sq.ft.)	26
285	Parisian Scroll Border	37
285A	Parisian Scroll Border Stop End (Left/Right)	37
285B	Parisian Scroll Border Frame Corner	37
285C	Parisian Scroll Border Inside Corner	37
285D	Parisian Scroll Border Outside Corner	37
286	Rattan Pencil Liner	40
286A	Rattan Pencil Liner Stop End (Left/Right)	40
286B	Rattan Pencil Liner Frame Corner	40
286C	Rattan Pencil Liner Inside Corner	40
286D	Rattan Pencil Liner Outside Corner	40
287	Pin Dot (4 pcs./sq.ft.)	28
288	Tulip Pencil Liner	43
288A	Tulip Pencil Liner Stop End (Left/Right)	43
288B	Tulip Pencil Liner Frame Corner	43
288C	Tulip Pencil Liner Inside Corner	43
288D	Tulip Pencil Liner Outside Corner	43
291	Medium Size Rope	35
291A	Medium Size Rope Stop End (Left/Right)	35
291B	Medium Size Rope Frame Corner	35

ITEM #	DESCRIPTION	PAGE #
291C	Medium Size Rope Inside Corner	35
291D	Medium Size Rope Outside Corner	35
292	Medium Size Beads	40
292A	Medium Size Beads Stop End (Left/Right)	40
292B	Medium Size Beads Frame Corner	40
292C	Medium Size Beads Inside Corner	40
292D	Medium Size Beads Outside Corner	40
293	Pillow Field Tile (8 pcs./sq.ft.)	22
294A	Shell Dots - STARFISH	32
294B	Shell Dots - SNAILS	32
294C	Shell Dots - SCALLOP	32
296	Small Egg & Dart Cap	37
296A	Small Egg & Dart Cap Stop End (Left/Right)	37
296B	Small Egg & Dart Cap Frame Corner	37
296C	Small Egg & Dart Cap Inside Corner	37
296D	Small Egg & Dart Cap Outside Corner	37
299	Harlequin (4 pcs./sq.ft.)	28
300	Single Panel (4 pcs./sq.ft.)	28
303	Window Pane Quilt (4 pcs./sq.ft.)	28
304	Medallion Lattice (4 pcs./sq.ft.)	28
308	Flute (4 pcs./sq.ft.)	28
311	Rope Baseboard Skirting	42
311A	Rope Baseboard Skirting Stop End (Left/Right)	42
311B	Rope Baseboard Skirting Frame Corner	42
311C	Rope Baseboard Skirting Inside Corner	42
311D	Rope Baseboard Skirting Outside Corner	42
312	Persian Liner	38
312A	Persian Liner Stop End (Left/Right)	38
312B	Persian Liner Frame Corner	38
312C	Persian Liner Inside Corner	38
312D	Persian Liner Outside Corner	38
318	Stain Glass (4 pcs./sq.ft.)	28
319	Grande Rail Cap	48
319A	Grande Rail Cap Stop End (Left/Right)	48
319B	Grande Rail Cap Frame Corner	48
319C	Grande Rail Cap Inside Corner	48
319D	Grande Rail Cap Outside Corner	48
320	Corinthian Rail Cap	47
320A	Corinthian Rail Cap Stop End (Left/Right)	47
320B	Corinthian Rail Cap Frame Corner	47
320C	Corinthian Rail Cap Inside Corner	47
320D	Corinthian Rail Cap Outside Corner	47
321	Cluster Medallion	38
321A	Cluster Medallion Stop End (Left/Right)	38
321B	Cluster Medallion Frame Corner	38
321C	Cluster Medallion Inside Corner	38
321D	Cluster Medallion Outside Corner	38



# INDEX BY NUMBER

ITEM #	DESCRIPTION	PAGE #
322	Classical Rail Cap	47
322A	Classical Rail Stop End (Left/Right)	47
322B	Classical Rail Frame Corner	47
322C	Classical Rail Inside Corner	47
322D	Classical Rail Outside Corner	47
323	Capitol Rail Cap	47
323A	Capitol Rail Cap Stop End (Left/Right)	47
323B	Capitol Rail Cap Frame Corner	47
323C	Capitol Rail Cap Inside Corner	47
323D	Capitol Rail Cap Outside Corner	47
325	Bench Rail Cap	45
325A	Bench Rail Cap Stop End (Left/Right)	45
325B	Bench Rail Cap Frame Corner	45
325C	Bench Rail Cap Inside Corner	45
325D	Bench Rail Cap Outside Corner	45
327	Gothic (4 pcs./sq.ft.)	28
329	Victorian Cap	38
329A	Victorian Cap Stop End (Left/Right)	38
329B	Victorian Cap Frame Corner	38
329C	Victorian Cap Inside Corner	38
329D	Victorian Cap Outside Corner	38
330	Frame Rail Cap	45
330A	Frame Rail Cap Stop End (Left/Right)	45
330B	Frame Rail Cap Frame Corner	45
330C	Frame Rail Cap Inside Corner	45
330D	Frame Rail Cap Outside Corner	45
331	American Quilt (4pcs./sq.ft.)	28
332A	Fleur De Lis Dot - MUSKETEER	32
332B	Fleur De Lis Dot - ROYAL	32
332C	Fleur De Lis Dot - KING	32
334	Autumn Leaves	40
334A	Autumn Leaves Stop End (Left/Right)	40
334B	Autumn Leaves Frame Corner	40
334C	Autumn Leaves Inside Corner	40
334D	Autumn Leaves Outside Corner	40
338	Mini Tulip Liner	35
338A	Mini Tulip Liner Stop End (Left/Right)	35
338B	Mini Tulip Liner Frame Corner	35
338C	Mini Tulip Liner Inside Corner	35
338D	Mini Tulip Liner Outside Corner	35
339	Mini Spiral Liner	35
339A	Mini Spiral Liner Stop End (Left/Right)	35
339B	Mini Spiral Liner Frame Corner	35
339C	Mini Spiral Liner Inside Corner	35
339D	Mini Spiral Liner Outside Corner	35
340	Mini Diamond Liner	35
340A	Mini Diamond Liner Stop End (Left/Right)	35

ITEM #	DESCRIPTION	PAGE #
340B	Mini Diamond Liner Frame Corner	35
340C	Mini Diamond Liner Inside Corner	35
340D	Mini Diamond Liner Outside Corner	35
341	Mini Pencil Liner	45
341A	Mini Pencil Liner Stop End (Left/Right)	45
341B	Mini Pencil Liner Frame Corner	45
341C	Mini Pencil Liner Inside Corner	45
341D	Mini Pencil Liner Outside Corner	45
342	Mini Rope Liner	36
342A	Mini Rope Liner Stop End (Left/Right)	36
342B	Mini Rope Liner Frame Corner	36
342C	Mini Rope Liner Inside Corner	36
342D	Mini Rope Liner Outside Corner	36
345	Classical Rail With Beads	38
345A	Classical Rail With Beads Stop End (Left/Right)	38
345B	Classical Rail With Beads Frame Corner	38
345C	Classical Rail With Beads Inside Corner	38
345D	Classical Rail With Beads Outside Corner	38
347	Crystal Bead (4 pcs./sq.ft.)	28
349	Spiral Fleur De Lis (4 pcs./sq.ft.)	28
352	Maple Leaf (6x6) (4 pcs./sq.ft.)	28
353	Venetian (4 pcs./sq.ft.)	27
355	Regency (8 pcs./sq.ft.)	26
357	Empire Border	41
357A	Empire Border Stop End (Left/Right)	41
357B	Empire Border Frame Corner	41
357C	Empire Border Inside Corner	41
357D	Empire Border Outside Corner	41
359	Tahitian Border	41
359A	Tahitian Border Stop End (Left/Right)	41
359B	Tahitian Border Frame Corner	41
359C	Tahitian Border Inside Corner	41
359D	Tahitian Border Outside Corner	41
364	Avalon 4-1/4"x4-1/4"	50
365	Westminster 4-1/4"x4-1/4"	50
366	Sundial (8 pcs./sq.ft.)	26
368	Yorkshire 4-1/4"x4-1/4"	50
369	Camelot Mural 12-3/4"x12-3/4" (9 pc)	50
370	3"x3" Beveled Tile (16 pcs./sq.ft.)	22
375	Flame Border	38
375A	Flame Border Stop End (Left/Right)	38
375B	Flame Border Frame Corner	38
375C	Flame Border Inside Corner	38
375D	Flame Border Outside Corner	38
379	Pearl Bracelet Liner	36
379A	Pearl Bracelet Liner Stop End (Left/Right)	36
379B	Pearl Bracelet Liner Frame Corner	36



# INDEX BY NUMBER

ITEM #	DESCRIPTION	PAGE #
379C	Pearl Bracelet Liner Inside Corner	36
379D	Pearl Bracelet Liner Outside Corner	36
380	Tiara Cap	39
380A	Tiara Cap Stop End (Left/Right)	39
380B	Tiara Cap Frame Corner	39
380C	Tiara Cap Inside Corner	39
380D	Tiara Cap Outside Corner	39
382	Roman Cap	41
382A	Roman Cap Stop End (Left/Right)	41
382B	Roman Cap Frame Corner	41
382C	Roman Cap Inside Corner	41
382D	Roman Cap Outside Corner	41
386	Laurel (8 pcs./sq.ft.)	26
388	Provance (8 pcs./sq.ft.)	26
394	Palladian (4 pcs./sq.ft.)	28
395	Normandy Baseboard	49
395A	Normandy Baseboard Stop End (Left/Right)	49
395B	Normandy Baseboard Frame Corner	49
395C	Normandy Baseboard Inside Corner	49
395D	Normandy Baseboard Outside Corner	49
396	Brittany Baseboard	49
396A	Brittany Baseboard Stop End (Left/Right)	49
396B	Brittany Baseboard Frame Corner	49
396C	Brittany Baseboard Inside Corner	49
396D	Brittany Baseboard Outside Corner	49
397	Rhomboid (7 pcs./sq.ft.)	24
398	Middle Town (1x2 & 1x1)	57
399	1X1 Grid Mosaic (1x1)	57
401	2x2 Grid (2x2)	57
405	Paddington Square	57
407	1X2 Brick Mosaic	57
408	Herringbone (1x2)	57
409	1x1 Mini Hex (1"x1" Hexagon)	57
410	1-3/4x1-3/4 Small Hex (1-3/4"x1-3/4" Hexagon)	57
413A	Mini Floral Dots - JASMIN	33
413B	Mini Floral Dots - GARDENIA	33
413C	Mini Floral Dots - VERBENA	33
414A	Floral Dots - ASTER	33
414B	Floral Dots - LILAC	33
414C	Floral Dots - POPPY	33
414D	Floral Dots - SUNFLOWER	33
415A	Mini Geometrics Dots - MINI CUBE	33
415B	Mini Geometrics Dots - MINI BUTTON	33
427	3/8" Quarter Round	44
428	1" Quarter Round	44
430	1" Beak Quarter Round	44
432	1"x6" Flat Liner	44

ITEM #	DESCRIPTION	PAGE #
435	1"x4" Flat Liner	44
446	Starfish Corner (8 pcs./sq.ft.)	27
447	Scallop Corner (8 pcs./sq.ft.)	27
449	1x6 Linear Mosaic (1"x6")	57
450	1x6 Brick Mosaic (1"x6")	57
451	1x4 Linear Mosaic	57
452	Vanderbuilt Border	42
452A	Vanderbuilt Border Stop End (Left/Right)	42
452B	Vanderbuilt Border Frame Corner	42
452C	Vanderbuilt Border Inside Corner	42
452D	Vanderbuilt Border Outside Corner	42
454	Groove Molding	41
454A	Groove Molding Stop End (Left/Right)	41
454B	Groove Molding Frame Corner	41
454C	Groove Molding Inside Corner	41
454D	Groove Molding Outside Corner	41
455	Apple Blossom Border	40
455A	Apple Blossom Border Stop End (Left/Right)	40
455B	Apple Blossom Border Frame Corner	40
455C	Apple Blossom Border Inside Corner	40
455D	Apple Blossom Border Outside Corner	40
457	Bead & Bar Liner	36
457A	Bead & Bar Liner Stop End (Left/Right)	36
457B	Bead & Bar Liner Frame Corner	36
457C	Bead & Bar Liner Inside Corner	36
457D	Bead & Bar Liner Outside Corner	36
459	Cloister Molding	36
459A	Cloister Molding Stop End (Left/Right)	36
459B	Cloister Molding Frame Corner	36
459C	Cloister Molding Inside Corner	36
459D	Cloister Molding Outside Corner	36
461	Kaleidoscope (8 pcs./sq.ft.)	27
462	Starburst (8 pcs./sq.ft.)	27
463	Charlotte Border	37
463A	Charlotte Border Stop End (Left/Right)	37
463B	Charlotte Border Frame Corner	37
463C	Charlotte Border Inside Corner	37
463D	Charlotte Border Outside Corner	37
464	Hermes Border	42
464A	Hermes Border Stop End (Left/Right)	42
464B	Hermes Border Frame Corner	42
464C	Hermes Border Inside Corner	42
464D	Hermes Border Outside Corner	42
467	3 Tile Panel Wisteria (3) Panels	52
468	Falling Wisteria with Bees 4-1/4"x4-1/4"	52
469	Falling Leaves 4-1/4"x4-1/4"	52
470	1 BEE 4-1/4"x4-1/4"	52



# INDEX BY NUMBER

ITEM #	DESCRIPTION	PAGE #
471	Wild Flowers 6"x6"	51
472	2 Tile Panel Wild Flowers 6"x12"	51
473	3 Tile Panel Wild Flowers 6"x18"	51
474	1 Bee 6"x6"	51
475	2 Bees 6"x6"	51
476	Argyle (15 pcs./sq.ft.)	24
477	3"x6" V-Cut Tile (8pcs./sq.ft.)	24
478	Match Stick Mosaic (1/2"x2")	57
479	1x4 Brick Mosaic	57
482B	Oak Branch Frame Corner 4-1/4"x4-1/4"	52
493	Butterfly 4-1/4"x4-1/4"	52
494	Lady Bug 4-1/4"x4-1/4"	52
495	Dragonfly 4-1/4"x4-1/4"	52
496	Dragonfly 6"x6"	51
497	Butterfly 6"x6"	51
498	Basket Weave Mosaic (1x2 & 1/2x1/2)	57
499	Lady Bug 6"x6"	51
507	Mini Squares (1/2x1/2)	57
518	Greenwich Mosaic (1" Circle-Straight)	57
519	Chelsea Mosaic (1" Circle-Offset)	57
520	Plain Buttons	34
528	Wimbeldon (2x2; 1x2 & 1x1)	57
530	Jacquard (with Oval Cut) (8 pcs. / sq.ft.)	24
531	Pebble Dots (Oval Shape)	34
532	Tribeca Mosaic (1" Circle with 1/2x1/2 Dot)	57
534	Windsor	30
535	Dover	30
536	Pembroke	30
537	Chatham	30
540	4-1/4" Manhattan Tile (8 pcs./sq.ft.)	20
541	2"x4-1/4" Manhattan Tile (16 pcs./sq.ft.)	20
542	3"x3" Manhattan Tile (16 pcs./sq.ft.)	20
543	3"x6" Manhattan Tile (8 pcs./sq.ft.)	20
544	6"x6" Manhattan Tile (4 pcs./sq.ft.)	20
552	Avignon Border	39
552A	Avignon Border Stop End (Left/Right)	39
552B	Avignon Border Frame Corner	39
552C	Avignon Border Inside Corner	39
552D	Avignon Border Outside Corner	39
553	Cambridge Border	39
553A	Cambridge Border Stop End (Left/Right)	39
553B	Cambridge Border Frame Corner	39
553C	Cambridge Border Inside Corner	39
553D	Cambridge Border Outside Corner	39
554	4-1/4" Manhattan Double Bullnose	21*
555	4-1/4" Manhattan Single Bullnose	21*
556	6"x6" Manhattan Double Bullnose	21*

ITEM #	DESCRIPTION	PAGE #
557	6"x6" Manhattan Single Bullnose	21*
558A	3"x6" Manhattan Single Bullnose - 3" Side	21*
558B	3"x6" Manhattan Single Bullnose - 6" Side	21*
559A	3"x6" Manhattan Double Bullnose - Left Side	21*
559B	3"x6" Manhattan Double Bullnose - Right Side	21*
560A	2"x4-1/4" Manhattan Single Bullnose - 2" Side	21*
560B	2"x4-1/4" Manhattan Single Bullnose - 4" Side	21*
561A	2"x4-1/4" Manhattan Double Bullnose - Left Side	21*
561B	2"x4-1/4" Manhattan Double Bullnose - Right Side	21*
562	3"x3" Manhattan Single Bullnose	21*
563	3"x3" Manhattan Double Bullnose	21*
565	Bleecker Mosaic (1" Circle with 1x2 Brick)	57
569A	Decorative Insects - FRAMED BUTTERFLY	33
569B	Decorative Insects - FRAMED BEE	33
569C	Decorative Insects - FRAMED DRAGONFLY	33
569D	Decorative Insects - FRAMED LADY BUG	33
589	Oval Offset Mosaic	57
606	Freesia Scroll 4-1/4"x4-1/4"	53
607A	Freesia Vine Left 4-1/4"x4-1/4"	53
607B	Freesia Vine Right 4-1/4"x4-1/4"	53
609	Single Freesia with Beads 4-1/4"x4-1/4"	53
610	Field with Beaded Edge 4-1/4"x4-1/4"	53
611	Single Freesia 4-1/4"x4-1/4"	53
612	Casablanca Mosaic	57
613	Marrakech Mosaic	57
614	Grecian Cap	41
614A	Grecian Cap Stop End (Left/Right)	41
614B	Grecian Cap Frame Corner	41
614C	Grecian Cap Inside Corner	41
614D	Grecian Cap Outside Corner	41
617	1/2"x6" Flat Liner	44
629A	Floral Bouquet Dot - DAISIES	33
629B	Floral Bouquet Dot - JONQUIL	33
629C	Floral Bouquet Dot - IMPATIENS	33
629D	Floral Bouquet Dot - VIOLETS	33
631A	Fancy Buttons - PETUNIA BUTTON	34
631B	Fancy Buttons - GERANIUM BUTTON	34
631C	Fancy Buttons - PANSY BUTTON	34
631D	Fancy Buttons - HYDRANGEA BUTTON	34
631E	Fancy Buttons - PINWHEEL BUTTON	34
631F	Fancy Buttons - ORAGAMI BUTTON	34
631G	Fancy Buttons - ROPE BUTTON	34
631H	Fancy Buttons - BEADED BUTTON	34
641	Flat Dots (Oval Size)	34
644	Interlocking Ovals	39
644A	Interlocking Ovals Stop End (Left/Right)	39
644B	Interlocking Ovals Frame Corner	39

\* Not shown.



# INDEX BY NUMBER

ITEM #	DESCRIPTION	PAGE #
644C	Interlocking Ovals Inside Corner	39
644D	Interlocking Ovals Outside Corner	39
649A	Pillow Clip Tile - 1 Clip Tile (8 pcs./sq.ft.)	22
649B	Pillow Clip Tile - 2 Clip Tile (8 pcs./sq.ft.)	22
649C	Pillow Clip Tile - 4 Clip Tile (8 pcs./sq.ft.)	22
649D	Pillow Clip Tile - 3 Clip Tile (8 pcs./sq.ft.)	22
655	1/2x4 Brick Mosaic	57
656	1/2x6 Brick Mosaic	57
661	Rooster & Hen Mural 18-1/2"x24-1/2"	54
662	Rooster Mural 18-1/2"x18-1/2"	54
663	Hen Mural 12-1/4"x18-1/2"	54
665	Tangier Mosaic with Fancy Buttons	58
666	2"x6" Manhattan Tile (12 pcs./sq.ft.)	20
667A	2"x6" Manhattan Single Bullnose - 2" Side	21*
667B	2"x6" Manhattan Single Bullnose - 6" Side	21*
668A	2"x6" Manhattan Double Bullnose - Left Side	21*
668B	2"x6" Manhattan Double Bullnose - Right Side	21*
670	Tangier Mosaic with Plain Buttons	58
672	Bar Liner	48
672A	Bar Liner Stop End (Left/Right)	48
672B	Bar Liner Frame Corner	48
672C	Bar Liner Inside Corner	48
672D	Bar Liner Outside Corner	48
673	Step Molding	45
673A	Step Molding Stop End (Left/Right)	45
673B	Step Molding Frame Corner	45
673C	Step Molding Inside Corner	45
673D	Step Molding Outside Corner	45
675	Tube Liner	45
675A	Tube Liner Stop End (Left/Right)	45
675B	Tube Liner Frame Corner	45
675C	Tube Liner Inside Corner	45
675D	Tube Liner Outside Corner	45
676	Small Tube Liner	49
676A	Small Tube Liner Stop End (Left/Right)	49
676B	Small Tube Liner Frame Corner	49
676C	Small Tube Liner Inside Corner	49
676D	Small Tube Liner Outside Corner	49
677	Ribbon Liner	43
677A	Ribbon Liner Stop End (Left/Right)	43
677B	Ribbon Liner Frame Corner	43
677C	Ribbon Liner Inside Corner	43
677D	Ribbon Liner Outside Corner	43
680	Floral Mosaics	58
681	Ankara Mosaic	58
682	Tunisia Mosaic	58
684	Alhambra (4.9 pcs./sq.ft.)	28

ITEM #	DESCRIPTION	PAGE #
685	Cordoba Plain	30
686	Cordoba Foliage	30
687	Turkistan Plain	30
688	Turkistan Foliage	30
689	Turkistan Floral	30
693	Dot	25
700	Madagascar (11 pcs. /sq.ft. combined 700A+700B)	24
701	Fan Shaped Field (10.5 pcs./sq.ft.)	24
702	Morocco Field (8.9 pcs./sq.ft.)	24
703	Malaga Mosaic	58
704	Majorca Mosaic	58
706	Bordered Fan (10 pcs./sq.ft.)	27
707	V-Cap	44
708	V-Cap Corner	44
714	4-1/4" Pillow Triangle 3 Clip Tile	22
715	1/4 Pillow Tile Triangle	22
716	4-1/4"x6" Manhattan Tile (6 pcs./sq.ft.)	20
720A	4-1/4"x6" Manhattan Single Bullnose 4-1/4 Side	21*
720B	4-1/4"x6" Manhattan Single Bullnose 6 Side	21*
721A	4-1/4"x6" Manhattan Double Bullnose Left Side	21*
721B	4-1/4"x6" Manhattan Double Bullnose Right Side	21*
722	2"x6" Beveled Field Tile (12 pcs./sq.ft.)	22
724	2"x3" Beveled Field Tile (24 pcs./sq.ft.)	22
727	Coved Baseboard	49
728	Coved Baseboard Bullnose	49
731	Corona Cap	46
731A	Corona Cap Stop End (Left/Right)	46
731B	Corona Cap Frame Corner	46
731C	Corona Cap Inside Corner	46
731D	Corona Cap Outside Corner	46
732	Attic Cap	46
732A	Attic Cap Stop End (Left/Right)	46
732B	Attic Cap Frame Corner	46
732C	Attic Cap Inside Corner	46
732D	Attic Cap Outside Corner	46
733	Pedestal Cap	46
733A	Pedestal Cap Stop End (Left/Right)	46
733B	Pedestal Cap Frame Corner	46
733C	Pedestal Cap Inside Corner	46
733D	Pedestal Cap Outside Corner	46
734	Petal Corner 4-1/4"x6"	55
735	Chrysantha Mural 4 pc. x 4-1/4"x6"	55
738	Charm Dot	34
739	Clover Leaf (4 pcs./sq.ft.)	28
740	Queen Victoria (6 pcs./sq.ft.)	27
741	Kensington Mural 4 pc. x 6"x6"	55
742	Scroll Diamond Cut (7 pcs./sq.ft.)	27

\* Not shown.



# INDEX BY NUMBER

ITEM #	DESCRIPTION	PAGE #
743	Seville Iron Work (6 pcs./sq.ft.)	27
744	Fancy Hexagon (4 pcs./sq.ft.)	28
745	3"x6" Chamber (8 pcs./sq.ft.)	26
746	3"x3" Chamber (16 pcs./sq.ft.)	26
748	Valencia (7.3 pcs./sq.ft.)	27
749	Single Queen Victoria (6 pcs./sq.ft.)	27
750	Sedilia Arch (6 pcs./sq.ft.)	27
753	1X2 Arch / Herringbone	58
754	1X2 Arch / Brick	58
755	Infinity Curve (5.5 pcs./sq.ft.)	27
756	Beveled Diamond (6.5 pcs./sq.ft.)	27
757	Elongated Hex (7.5 pcs./sq.ft.)	26
758	Classic 3x6 w/Pencil Edge (8 pcs./sq.ft.)	26
760	Versaille (4.5 pcs./sq.ft.)	28
762	4 Clip Diamond w/Oval Cut (6.5 pcs./sq.ft.)	27
763	Arabesque (8 pcs./sq.ft.)	27
764	Beveled Square (6 pcs./sq.ft.)	27
765	Plumeria (7.5 pcs./sq.ft.)	27
766	Palm (7.5 pcs./sq.ft.)	27
767	Tear Drop Pillow (7.6 pcs./sq.ft.)	22
768	Pillow Rhombus (13.8 pcs./sq.ft.)	22
769	Beaded Rhombus (13.8 pcs./sq.ft.)	26
770	Hour Glass (8 pcs./sq.ft.)	26
771	Beaded Baguette (8 pcs./sq.ft.)	26
772	Marbella Mural 6pc. x 6"x6"	56
773	Beveled Hexagon (9 pcs./sq.ft.)	22
774	4-1/4"x6" Beveled Field Tile (6 pcs./sq.ft.)	22
775	4-1/4"x4-1/4" Beveled Field Tile (8 pcs.)	22
776	Aragon Mural 12 pc. x 6"x6"	56
777	Derby Rail Cap	44
777A	Derby Rail Cap Stop End (Left/Right)	44
777B	Derby Rail Cap Frame Corner	44
777C	Derby Rail Cap Inside Corner	44
777D	Derby Rail Cap Outside Corner	44
779	Shierfield Rail Cap	34
779A	Shierfield Rail Cap Stop End	34
779B	Shierfield Rail Cap Frame Corner	34
779C	Shierfield Rail Cap Inside Corner	34
779D	Shierfield Rail Cap Outside Corner	34
781	Kingston Rail Cap	44
781A	Kingston Rail Cap Stop End (Left/Right)	44
781B	Kingston Rail Cap Frame Corner	44
781C	Kingston Rail Cap Inside Corner	44
781D	Kingston Rail Cap Outside Corner	44
783	2"x8" Manhattan Tile (8 pcs./sq.ft.)	20
784	3"x12" Manhattan Tile (4 pcs./sq.ft.)	20
785	4"x8" Manhattan Tile (4 pcs./sq.ft.)	20

ITEM #	DESCRIPTION	PAGE #
786A	2"x8" Manhattan Single Bullnose - 2" Side	21*
786B	2"x8" Manhattan Single Bullnose - 8" Side	21*
787A	2"x8" Manhattan Double Bullnose - Left Side	21*
787B	2"x8" Manhattan Double Bullnose - Right Side	21*
788A	4"x8" Manhattan Single Bullnose - 4" Side	21*
788B	4"x8" Manhattan Single Bullnose - 8" Side	21*
789A	4"x8" Manhattan Double Bullnose - Left Side	21*
789B	4"x8" Manhattan Double Bullnose - Right Side	21*
790A	3"x12" Manhattan Single Bullnose - 3" Side	21*
790B	3"x12" Manhattan Single Bullnose - 12" Side	21*
791A	3"x12" Manhattan Double Bullnose Left Side	21*
791B	3"x12" Manhattan Double Bullnose Right Side	21*
796	6"x12" Manhattan Tile (2 pcs./sq.ft.)	20
797A	6"x12" Manhattan Single Bullnose 6" Side	21*
797B	6"x12" Manhattan Single Bullnose 12" Side	21*
798A	6"x12" Manhattan Double Bullnose Left Side	21*
798B	6"x12" Manhattan Double Bullnose Right Side	21*
799	Prism (1 SHEET = 0.532 sq.ft. or 1 sq.ft.=1.88 SHEET)	24
799A	Prism (20.5 pcs./sq.ft.)	24
800	Diamond Cut (1 SHEET=0.286 sq.ft. or 1 sq.ft.=3.50 SHEET)	24
800A	Mini Long Hex (21 pcs./sq.ft.)	24
800B	Brackets (not available for individual sale)	24
800C	Square 2 (36 pcs./sq.ft.)	24
801	Diamond Cut Offset (1 SHEET=0.225 sq.ft. or 1 sq.ft.=4.45 SHEET)	24
802	3 Layer Octagon (1 SHEET=0.577 sq.ft. or 1 sq.ft.=1.73 SHEET)	24
803	Mini Long Hex (1 SHEET=0.894 sq.ft. or 1 sq.ft.=1.12 SHEET)	24
804	Honeycomb (1 SHEET=0.447 sq.ft. or 1 sq.ft.=2.24 SHEET)	25
804A	Hexagon (6.5 pcs./sq.ft.)	25
804B	Slant A (9 pcs./sq.ft.)	25
804C	Slant B (9 pcs./sq.ft.)	25
805	Cube (1 SHEET=0.608 sq.ft. or 1 sq.ft.=1.65 SHEET)	25
806	Chevron (1 SHEET=0.605 sq.ft. or 1 sq.ft.=1.65 SHEET)	25
807	Lotus (1 SHEET=0.962 sq.ft. or 1 sq.ft.=1.04 SHEET)	25
807A	Petal (8.5 pcs./sq.ft.)	25
807B	Arc (not available for individual sale)	25
808	Wave (1 SHEET=0.509 sq.ft. or 1 sq.ft.=1.96 SHEET)	25
808A	Twirl A (52 pcs./sq.ft.)	25
808B	Twirl B (52 pcs./sq.ft.)	25
809	Flame 2 (1 SHEET=0.567 sq.ft. or 1 sq.ft.=1.77 SHEET)	25
810	Flame 3 (1 SHEET=0.417 sq.ft. or 1 sq.ft.=2.40 SHEET)	25
811	Flame 4 (1 SHEET=0.557 sq.ft. or 1 sq.ft.=1.79 SHEET)	25
812	Spiga (1 SHEET=0.472 sq.ft. or 1 sq.ft.=2.12 SHEET)	25
813	1/2 Spiga (1 SHEET=0.236 sq.ft. or 1 sq.ft.=4.24 SHEET)	25

\* Not shown.





# INDEX BY DESCRIPTION

ITEM #	DESCRIPTION	PAGE #
470	1 BEE 4-1/4"x4-1/4"	52
474	1 Bee 6"x6"	51
410	1-3/4x1-3/4 Small Hex (1-3/4"x1-3/4" Hexagon)	57
430	1" Beak Quarter Round	44
428	1" Quarter Round	44
435	1"x4" Flat Liner	44
432	1"x6" Flat Liner	44
813	1/2 Spiga (1 SHEET=0.236 sq.ft. or 1 sq.ft.=4.24 SHEET)	25
655	1/2x4 Brick Mosaic	57
656	1/2x6 Brick Mosaic	57
617	1/2"x6" Flat Liner	44
715	1/4 Pillow Tile Triangle	22
399	1X1 Grid Mosaic (1x1)	57
409	1x1 Mini Hex (1"x1" Hexagon)	57
754	1X2 Arch / Brick	58
753	1X2 Arch / Herringbone	58
407	1X2 Brick Mosaic	57
479	1x4 Brick Mosaic	57
451	1x4 Linear Mosaic	57
450	1x6 Brick Mosaic (1x6)	57
449	1x6 Linear Mosaic (1x6)	57
475	2 Bees 6"x6"	51
472	2 Tile Panel Wild Flowers 6"x12"	51
724	2"x3" Beveled Field Tile (24 pcs./sq.ft.)	22
561A	2"x4-1/4" Manhattan Double Bullnose - Left Side	21*
561B	2"x4-1/4" Manhattan Double Bullnose - Right Side	21*
560A	2"x4-1/4" Manhattan Single Bullnose - 2" Side	21*
560B	2"x4-1/4" Manhattan Single Bullnose - 4" Side	21*
541	2"x4-1/4" Manhattan Tile (16 pcs./sq.ft.)	20
722	2"x6" Beveled Field Tile (12 pcs./sq.ft.)	22
668A	2"x6" Manhattan Double Bullnose - Left Side	21*
668B	2"x6" Manhattan Double Bullnose - Right Side	21*
667A	2"x6" Manhattan Single Bullnose - 2" Side	21*
667B	2"x6" Manhattan Single Bullnose - 6" Side	21*
666	2"x6" Manhattan Tile (12 pcs./sq.ft.)	20
787A	2"x8" Manhattan Double Bullnose - Left Side	21*
787B	2"x8" Manhattan Double Bullnose - Right Side	21*
786A	2"x8" Manhattan Single Bullnose - 2" Side	21*
786B	2"x8" Manhattan Single Bullnose - 8" Side	21*
783	2"x8" Manhattan Tile (8 pcs./sq.ft.)	20
401	2x2 Grid (2x2)	57
802	3 Layer Octagon (1 SHEET=0.577 sq.ft. or 1 sq.ft.=1.73 SHEET) - Must be completed with 1pc 4x4 for each sheet	24
473	3 Tile Panel Wild Flowers 6"x18"	51
467	3 Tile Panel Wisteria (3) Panels	52
791B	3"x12" Manhattan Double Bullnose Right Side	21*

ITEM #	DESCRIPTION	PAGE #
790B	3"x12" Manhattan Single Bullnose - 12" Side	21*
790A	3"x12" Manhattan Single Bullnose - 3" Side	21*
784	3"x12" Manhattan Tile (4 pcs./sq.ft.)	20
791A	3"x12" Manhattan Double Bullnose Left Side	21*
370	3"x3" Beveled Tile (16 pcs./sq.ft.)	22
746	3"x3" Chamber (16 pcs./sq.ft.)	26
563	3"x3" Manhattan Double Bullnose	21*
562	3"x3" Manhattan Single Bullnose	21*
542	3"x3" Manhattan Tile (16 pcs./sq.ft.)	20
258	3"x6" Beveled Tile (8 pcs./sq.ft.)	22
745	3"x6" Chamber (8 pcs./sq.ft.)	26
559A	3"x6" Manhattan Double Bullnose - Left Side	21*
559B	3"x6" Manhattan Double Bullnose - Right Side	21*
558A	3"x6" Manhattan Single Bullnose - 3" Side	21*
558B	3"x6" Manhattan Single Bullnose - 6" Side	21*
543	3"x6" Manhattan Tile (8 pcs./sq.ft.)	20
477	3"x6" V-Cut Tile (8 pcs./sq.ft.)	24
427	3/8" Quarter Round	44
762	4 Clip Diamond w/Oval Cut (6.5 pcs./sq.ft.)	27
202A	4-1/4" Clip Tile - 1 Clip Tile (8 pcs./sq.ft.)	20
202B	4-1/4" Clip Tile - 2 Clip Tile (8 pcs./sq.ft.)	20
202C	4-1/4" Clip Tile - 4 Clip Tile (8 pcs./sq.ft.)	20
554	4-1/4" Manhattan Double Bullnose	21*
555	4-1/4" Manhattan Single Bullnose	21*
540	4-1/4" Manhattan Tile (8 pcs./sq.ft.)	20
714	4-1/4" Pillow Triangle - 3 Clip Tile	22
775	4-1/4"x4-1/4" Beveled Field Tile (8 pcs.)	22
774	4-1/4"x6" Beveled Field Tile (6 pcs./sq.ft.)	22
721A	4-1/4"x6" Manhattan Double Bullnose Left Side	21*
721B	4-1/4"x6" Manhattan Double Bullnose Right Side	21*
720A	4-1/4"x6" Manhattan Single Bullnose 4-1/4 Side	21*
720B	4-1/4"x6" Manhattan Single Bullnose 6 Side	21*
716	4-1/4"x6" Manhattan Tile (6 pcs./sq.ft.)	20
789A	4"x8" Manhattan Double Bullnose - Left Side	21*
789B	4"x8" Manhattan Double Bullnose - Right Side	21*
788A	4"x8" Manhattan Single Bullnose - 4" Side	21*
788B	4"x8" Manhattan Single Bullnose - 8" Side	21*
785	4"x8" Manhattan Tile (4 pcs./sq.ft.)	20
170A	6" Clip Tile - 1 Clip Tile (4 pcs./sq.ft.)	20
170B	6" Clip Tile - 2 Clip Tile (4 pcs./sq.ft.)	20
170C	6" Clip Tile - 4 Clip Tile (4 pcs./sq.ft.)	20
798A	6"x12" Manhattan Double Bullnose Left Side	21*
798B	6"x12" Manhattan Double Bullnose Right Side	21*
797B	6"x12" Manhattan Single Bullnose 12" Side	21*
797A	6"x12" Manhattan Single Bullnose 6" Side	21*
796	6"x12" Manhattan Tile (2 pcs./sq.ft.)	20
556	6"x6" Manhattan Double Bullnose	21*

\* Not shown.



# INDEX BY DESCRIPTION

ITEM #	DESCRIPTION	PAGE #
557	6"x6" Manhattan Single Bullnose	21*
544	6"x6" Manhattan Tile (4 pcs./sq.ft.)	20
280	Acorn Liner	37
280B	Acorn Liner Frame Corner	37
280C	Acorn Liner Inside Corner	37
280D	Acorn Liner Outside Corner	37
280A	Acorn Liner Stop End (Left/Right)	37
684	Alhambra (4.9 pcs./sq.ft.)	28
331	American Quilt (4 pcs./sq.ft.)	28
681	Ankara Mosaic	58
455	Apple Blossom Border	40
455A	Apple Blossom Border Stop End (Left/Right)	40
455B	Apple Blossom Border Frame Corner	40
455C	Apple Blossom Border Inside Corner	40
455D	Apple Blossom Border Outside Corner	40
763	Arabesque (8 pcs./sq.ft.)	27
776	Aragon Mural 12 pc. x 6"x6"	56
807B	Arc (not available for individual sale)	25
476	Argyle (15 pcs./sq.ft.)	24
732	Attic Cap	46
732B	Attic Cap Frame Corner	46
732C	Attic Cap Inside Corner	46
732D	Attic Cap Outside Corner	46
732A	Attic Cap Stop End (Left/Right)	46
334	Autumn Leaves	40
334B	Autumn Leaves Frame Corner	40
334C	Autumn Leaves Inside Corner	40
334D	Autumn Leaves Outside Corner	40
334A	Autumn Leaves Stop End (Left/Right)	40
364	Avalon 4-1/4"x4-1/4"	50
552	Avignon Border	39
552B	Avignon Border Frame Corner	39
552C	Avignon Border Inside Corner	39
552D	Avignon Border Outside Corner	39
552A	Avignon Border Stop End (Left/Right)	39
672	Bar Liner	48
672B	Bar Liner Frame Corner	48
672C	Bar Liner Inside Corner	48
672D	Bar Liner Outside Corner	48
672A	Bar Liner Stop End (Left/Right)	48
275	Baseboard Skirting	49
275B	Baseboard Skirting Frame Corner	49
275C	Baseboard Skirting Inside Corner	49
275D	Baseboard Skirting Outside Corner	49
275A	Baseboard Skirting Stop End (Left/Right)	49
498	Basket Weave Mosaic (1x2 & 1/2x1/2)	57
457	Bead & Bar Liner	36

ITEM #	DESCRIPTION	PAGE #
457B	Bead & Bar Liner Frame Corner	36
457C	Bead & Bar Liner Inside Corner	36
457D	Bead & Bar Liner Outside Corner	36
457A	Bead & Bar Liner Stop End (Left/Right)	36
771	Beaded Baguette (8 pcs./sq.ft.)	26
769	Beaded Rhombus (13.8 pcs./sq.ft.)	26
325	Bench Rail Cap	45
325B	Bench Rail Cap Frame Corner	45
325C	Bench Rail Cap Inside Corner	45
325D	Bench Rail Cap Outside Corner	45
325A	Bench Rail Cap Stop End (Left/Right)	45
756	Beveled Diamond (6.5 pcs./sq.ft.)	27
773	Beveled Hexagon (9 pcs./sq.ft.)	22
764	Beveled Square (6 pcs./sq.ft.)	27
565	Bleecker Mosaic (1" Circle with 1x2 Brick)	57
706	Bordered Fan (10pcs./sq.ft.)	27
800B	Brackets (not available for individual sale)	24
396	Brittany Baseboard Skirting	49
396B	Brittany Baseboard Skirting Frame Corner	49
396C	Brittany Baseboard Skirting Inside Corner	49
396D	Brittany Baseboard Skirting Outside Corner	49
396A	Brittany Baseboard Skirting Stop End (Left/Right)	49
493	Butterfly 4-1/4"x4-1/4"	52
497	Butterfly 6"x6"	51
553	Cambridge Border	39
553B	Cambridge Border Frame Corner	39
553C	Cambridge Border Inside Corner	39
553D	Cambridge Border Outside Corner	39
553A	Cambridge Border Stop End (Left/Right)	39
241	Camellia Medallion	30
369	Camelot Mural 12-3/4"x12-3/4" (9 pc.)	50
323	Capitol Rail Cap	47
323B	Capitol Rail Cap Frame Corner	47
323C	Capitol Rail Cap Inside Corner	47
323D	Capitol Rail Cap Outside Corner	47
323A	Capitol Rail Cap Stop End (Left/Right)	47
612	Casablanca Mosaic	57
162	Chair Rail Cap	46
162B	Chair Rail Cap Frame Corner	46
162C	Chair Rail Cap Inside Corner	46
162D	Chair Rail Cap Outside Corner	46
162A	Chair Rail Cap Stop End (Left/Right)	46
463	Charlotte Border	37
463B	Charlotte Border Frame Corner	37
463C	Charlotte Border Inside Corner	37
463D	Charlotte Border Outside Corner	37
463A	Charlotte Border Stop End (Left/Right)	37

\* Not shown.



# INDEX BY DESCRIPTION

ITEM #	DESCRIPTION	PAGE #
738	Charm Dot	34
537	Chatham	30
519	Chelsea Mosaic (1" Circle - Offset)	57
806	Chevron (1 SHEET=0.605 sq.ft. or 1 sq.ft.=1.65 SHEET)	25
735	Chrysantha Mural 4 pc. x 4-1/4"x6"	55
758	Classic 3x6 w/Pencil Edge (8 pcs./sq.ft.)	26
322	Classical Rail Cap	47
322B	Classical Rail Frame Corner	47
322C	Classical Rail Inside Corner	47
322D	Classical Rail Outside Corner	47
322A	Classical Rail Stop End (Left/Right)	47
345	Classical Rail With Beads	38
345B	Classical Rail With Beads Frame Corner	38
345C	Classical Rail With Beads Inside Corner	38
345D	Classical Rail With Beads Outside Corner	38
345A	Classical Rail With Beads Stop End (Left/Right)	38
459	Cloister Molding	36
459B	Cloister Molding Frame Corner	36
459C	Cloister Molding Inside Corner	36
459D	Cloister Molding Outside Corner	36
459A	Cloister Molding Stop End (Left/Right)	36
739	Clover Leaf (4 pcs./sq.ft.)	28
321	Cluster Medallion	38
321B	Cluster Medallion Frame Corner	38
321C	Cluster Medallion Inside Corner	38
321D	Cluster Medallion Outside Corner	38
321A	Cluster Medallion Stop End (Left/Right)	38
686	Cordoba Foliage	30
685	Cordoba Plain	30
320	Corinthian Rail Cap	47
320B	Corinthian Rail Cap Frame Corner	47
320C	Corinthian Rail Cap Inside Corner	47
320D	Corinthian Rail Cap Outside Corner	47
320A	Corinthian Rail Cap Stop End (Left/Right)	47
731	Corona Cap	46
731C	Corona Cap Inside Corner	46
731B	Corona Cap Frame Corner	46
731D	Corona Cap Outside Corner	46
731A	Corona Cap Stop End (Left/Right)	46
727	Coved Baseboard	49
728	Coved Baseboard Bullnose	49
347	Crystal Bead (4 pcs./sq.ft.)	28
805	Cube (1 SHEET=0.608 sq.ft. or 1 sq.ft.=1.65 SHEET)	25
171A	Decorative Fruit Dots - ACORN	32
171D	Decorative Fruit Dots - CHERRIES	32
171C	Decorative Fruit Dots - GRAPES	32
171B	Decorative Fruit Dots - PEAR	32

ITEM #	DESCRIPTION	PAGE #
569B	Decorative Insects - FRAMED BEE	33
569A	Decorative Insects - FRAMED BUTTERFLY	33
569C	Decorative Insects - FRAMED DRAGONFLY	33
569D	Decorative Insects - FRAMED LADY BUG	33
777	Derby Rail Cap	44
777B	Derby Rail Cap Frame Corner	44
777C	Derby Rail Cap Inside Corner	44
777D	Derby Rail Cap Outside Corner	44
777A	Derby Rail Cap Stop End (Left/Right)	44
800	Diamond Cut (1 SHEET=0.286 sq.ft. or 1 sq.ft.=3.50 SHEET)	24
801	Diamond Cut Offset (1 SHEET=0.225 sq.ft. or 1 sq.ft.=4.45 SHEET)	24
693	Dot	25
535	Dover	30
495	Dragonfly 4-1/4"x4-1/4"	52
496	Dragonfly 6"x6"	51
757	Elongated Hex (7.5 pcs./sq.ft.)	26
357	Empire Border	41
357B	Empire Border Frame Corner	41
357C	Empire Border Inside Corner	41
357D	Empire Border Outside Corner	41
357A	Empire Border Stop End (Left/Right)	41
469	Falling Leaves 4-1/4"x4-1/4"	52
468	Falling Wisteria with Bees 4-1/4"x4-1/4"	52
701	Fan Shaped Field (10.5 pcs./sq.ft.)	24
631H	Fancy Buttons - BEADED BUTTON	34
631B	Fancy Buttons - GERANIUM BUTTON	34
631D	Fancy Buttons - HYDRANGEA BUTTON	34
631F	Fancy Buttons - ORAGAMI BUTTON	34
631C	Fancy Buttons - PANSY BUTTON	34
631A	Fancy Buttons - PETUNIA BUTTON	34
631E	Fancy Buttons - PINWHEEL BUTTON	34
631G	Fancy Buttons - ROPE BUTTON	34
744	Fancy Hexagon (4 pcs./sq.ft.)	28
218	Fern Medallion	31
610	Field with Beaded Edge 4-1/4"x4-1/4"	53
809	Flame 2 (1 SHEET=0.567 sq.ft. or 1 sq.ft.=1.77 SHEET)	25
810	Flame 3 (1 SHEET=0.417 sq.ft. or 1 sq.ft.=2.40 SHEET)	25
811	Flame 4 (1 SHEET=0.557 sq.ft. or 1 sq.ft.=1.79 SHEET)	25
375	Flame Border	38
375B	Flame Border Frame Corner	38
375C	Flame Border Inside Corner	38
375D	Flame Border Outside Corner	38
375A	Flame Border Stop End (Left/Right)	38
641	Flat Dots (Oval Size)	34
629A	Floral Bouquet Dot - DAISIES	33
629C	Floral Bouquet Dot - IMPATIENS	33



# INDEX BY DESCRIPTION

ITEM #	DESCRIPTION	PAGE #
629B	Floral Bouquet Dot - JONQUIL	33
629D	Floral Bouquet Dot - VIOLETS	33
414A	Floral Dots - ASTER	33
414B	Floral Dots - LILAC	33
414C	Floral Dots - POPPY	33
414D	Floral Dots - SUNFLOWER	33
219	Floral Medallion	31
680	Floral Mosaic	58
109	Fleur De Lis	30
332C	Fleur De Lis Dot - KING	32
332A	Fleur De Lis Dot - MUSKETEER	32
332B	Fleur De Lis Dot - ROYAL	32
308	Flute (4 pcs./sq.ft.)	28
330	Frame Rail Cap	45
330B	Frame Rail Cap Frame Corner	45
330C	Frame Rail Cap Inside Corner	45
330D	Frame Rail Cap Outside Corner	45
330A	Frame Rail Cap Stop End (Left/Right)	45
606	Freesia Scroll 4-1/4"x4-1/4"	53
607A	Freesia Vine Left 4-1/4"x4-1/4"	53
607B	Freesia Vine Right 4-1/4"x4-1/4"	53
327	Gothic (4 pcs./sq.ft.)	28
319	Grande Rail Cap	48
319B	Grande Rail Cap Frame Corner	48
319C	Grande Rail Cap Inside Corner	48
319D	Grande Rail Cap Outside Corner	48
319A	Grande Rail Cap Stop End (Left/Right)	48
217	Grape Medallion	31
614	Grecian Cap	41
614B	Grecian Cap Frame Corner	41
614C	Grecian Cap Inside Corner	41
614D	Grecian Cap Outside Corner	41
614A	Grecian Cap Stop End (Left/Right)	41
518	Greenwich Mosaic (1" Circle - Straight)	57
454	Groove Molding	41
454B	Groove Molding Frame Corner	41
454C	Groove Molding Inside Corner	41
454D	Groove Molding Outside Corner	41
454A	Groove Molding Stop End (Left/Right)	41
299	Harlequin (4 pcs./sq.ft.)	28
663	Hen Mural 12-1/4"x18-1/2"	54
464	Hermes Border	42
464B	Hermes Border Frame Corner	42
464C	Hermes Border Inside Corner	42
464D	Hermes Border Outside Corner	42
464A	Hermes Border Stop End (Left/Right)	42
408	Herringbone (1x2)	57

ITEM #	DESCRIPTION	PAGE #
804A	Hexagon (6.5 pcs./sq.ft.)	25
804	Honeycomb (1 SHEET=0.447 sq.ft. or 1 sq.ft.=2.24 SHEET)	25
770	Hour Glass (8 pcs./sq.ft.)	26
755	Infinity Curve (5.5 pcs./sq.ft.)	27
644	Interlocking Ovals	39
644B	Interlocking Ovals Frame Corner	39
644C	Interlocking Ovals Inside Corner	39
644D	Interlocking Ovals Outside Corner	39
644A	Interlocking Ovals Stop End (Left/Right)	39
530	Jacquard (with Oval Cut) (8 pcs./sq.ft.)	24
461	Kaleidoscope (8 pcs./sq.ft.)	27
741	Kensington Mural 4 pc. x 6"x6"	55
781	Kingston Rail Cap	44
781B	Kingston Rail Cap Frame Corner	44
781C	Kingston Rail Cap Inside Corner	44
781D	Kingston Rail Cap Outside Corner	44
781A	Kingston Rail Cap Stop End (Left/Right)	44
494	Lady Bug 4-1/4"x4-1/4"	52
499	Lady Bug 6"x6"	51
220	Lantern Medallion	31
386	Laurel (8 pcs./sq.ft.)	26
282	Leaf Corner (8 pcs./sq.ft.)	26
247	Leaves with Beads Border	34
247B	Leaves with Beads Border Frame Corner	34
247C	Leaves with Beads Border Inside Corner	34
247D	Leaves with Beads Border Outside Corner	34
247A	Leaves with Beads Border Stop End (Left/Right)	34
807	Lotus (1 SHEET=0.962 sq.ft. or 1 sq.ft.=1.04 SHEET)	25
700	Madagascar (11 pcs. /sq.ft. combined 700A+700B)	24
704	Majorca Mosaic	58
703	Malaga Mosaic	58
352	Maple Leaf (6x6) (4 pcs./sq.ft.)	28
772	Marbella Mural 6 pc. x 6"x6"	56
613	Marrakech Mosaic	57
478	Match Stick Mosaic (1/2 x 2)	57
246A	Medallion Dots - ROSETTE	32
246D	Medallion Dots - TUDOR GRAPES	32
246C	Medallion Dots - TUDOR LEAF	32
246B	Medallion Dots - TUDOR ROSE	32
304	Medallion Lattice (4 pcs./sq.ft.)	28
108	Medieval Floral	30
276	Medium Chair Rail	47
276B	Medium Chair Rail Frame Corner	47
276C	Medium Chair Rail Inside Corner	47
276D	Medium Chair Rail Outside Corner	47
276A	Medium Chair Rail Stop End (Left/Right)	47
251	Medium Pencil Liner	44



# INDEX BY DESCRIPTION

ITEM #	DESCRIPTION	PAGE #
251B	Medium Pencil Liner Frame Corner	44
251C	Medium Pencil Liner Inside Corner	44
251D	Medium Pencil Liner Outside Corner	44
251A	Medium Pencil Liner Stop End (Left/Right)	44
292	Medium Size Beads	40
292B	Medium Size Beads Frame Corner	40
292C	Medium Size Beads Inside Corner	40
292D	Medium Size Beads Outside Corner	40
292A	Medium Size Beads Stop End (Left/Right)	40
291	Medium Size Rope	35
291B	Medium Size Rope Frame Corner	35
291C	Medium Size Rope Inside Corner	35
291D	Medium Size Rope Outside Corner	35
291A	Medium Size Rope Stop End (Left/Right)	35
398	Middle Town (1x2 & 1x1)	57
259	Mini Beads	35
259B	Mini Beads Frame Corner	35
259C	Mini Beads Inside Corner	35
259D	Mini Beads Outside Corner	35
259A	Mini Beads Stop End (Left/Right)	35
340	Mini Diamond Liner	35
340B	Mini Diamond Liner Frame Corner	35
340C	Mini Diamond Liner Inside Corner	35
340D	Mini Diamond Liner Outside Corner	35
340A	Mini Diamond Liner Stop End (Left/Right)	35
413B	Mini Floral Dots - GARDENIA	33
413A	Mini Floral Dots - JASMIN	33
413C	Mini Floral Dots - VERBENA	33
415B	Mini Geometrics Dots - MINI BUTTON	33
415A	Mini Geometrics Dots - MINI CUBE	33
803	Mini Long Hex (1 SHEET=0.894 sq.ft. or 1 sq.ft.=1.12 SHEET)	24
800A	Mini Long Hex (21 pcs./sq.ft.)	24
341	Mini Pencil Liner	45
341B	Mini Pencil Liner Frame Corner	45
341C	Mini Pencil Liner Inside Corner	45
341D	Mini Pencil Liner Outside Corner	45
341A	Mini Pencil Liner Stop End (Left/Right)	45
342	Mini Rope Liner	36
342B	Mini Rope Liner Frame Corner	36
342C	Mini Rope Liner Inside Corner	36
342D	Mini Rope Liner Outside Corner	36
342A	Mini Rope Liner Stop End (Left/Right)	36
339	Mini Spiral Liner	35
339B	Mini Spiral Liner Frame Corner	35
339C	Mini Spiral Liner Inside Corner	35
339D	Mini Spiral Liner Outside Corner	35

ITEM #	DESCRIPTION	PAGE #
339A	Mini Spiral Liner Stop End (Left/Right)	35
507	Mini Squares (1/2x1/2)	57
338	Mini Tulip Liner	35
338B	Mini Tulip Liner Frame Corner	35
338C	Mini Tulip Liner Inside Corner	35
338D	Mini Tulip Liner Outside Corner	35
338A	Mini Tulip Liner Stop End (Left/Right)	35
158	Mixed Shells	31
702	Morocco Field (8.9 pcs./sq.ft.)	24
395	Normandy Baseboard Skirting	49
395B	Normandy Baseboard Skirting Frame Corner	49
395C	Normandy Baseboard Skirting Inside Corner	49
395D	Normandy Baseboard Skirting Outside Corner	49
395A	Normandy Baseboard Skirting Stop End (Left/Right)	49
482B	Oak Branch Frame Corner 4-1/4"x4-1/4"	52
172	Ogee Border	46
172B	Ogee Border Frame Corner	46
172C	Ogee Border Inside Corner	46
172D	Ogee Border Outside Corner	46
172A	Ogee Border Stop End (Left/Right)	46
255	Ornamental Scroll Border	40
255B	Ornamental Scroll Border Frame Corner	40
255C	Ornamental Scroll Border Inside Corner	40
255D	Ornamental Scroll Border Outside Corner	40
255A	Ornamental Scroll Border Stop End (Left/Right)	40
589	Oval Offset Mosaic	57
405	Paddington Square	57
394	Palladian (4 pcs./sq.ft.)	28
766	Palm (7.5 pcs./sq.ft.)	27
278	Panel Cap Molding	48
278B	Panel Cap Molding Frame Corner	48
278C	Panel Cap Molding Inside Corner	48
278D	Panel Cap Molding Outside Corner	48
278A	Panel Cap Molding Stop End (Left/Right)	48
285	Parisian Scroll Border	37
285B	Parisian Scroll Border Frame Corner	37
285C	Parisian Scroll Border Inside Corner	37
285D	Parisian Scroll Border Outside Corner	37
285A	Parisian Scroll Border Stop End (Left/Right)	37
379	Pearl Bracelet Liner	36
379B	Pearl Bracelet Liner Frame Corner	36
379C	Pearl Bracelet Liner Inside Corner	36
379D	Pearl Bracelet Liner Outside Corner	36
379A	Pearl Bracelet Liner Stop End (Left/Right)	36
531	Pebble Dots (Oval Shape)	34
733	Pedestal Cap	46
733B	Pedestal Cap Frame Corner	46



# INDEX BY DESCRIPTION

ITEM #	DESCRIPTION	PAGE #
733C	Pedestal Cap Inside Corner	46
733A	Pedestal Cap Stop End (Left/Right)	46
733D	Pedestal Cap Outside Corner	46
536	Pembroke	30
161	Pencil Liner	48
161B	Pencil Liner Frame Corner	48
161C	Pencil Liner Inside Corner	48
161D	Pencil Liner Outside Corner	48
161A	Pencil Liner Stop End (Left/Right)	48
312	Persian Liner	38
312B	Persian Liner Frame Corner	38
312C	Persian Liner Inside Corner	38
312D	Persian Liner Outside Corner	38
312A	Persian Liner Stop End (Left/Right)	38
807A	Petal (8.5 pcs./sq.ft.)	25
734	Petal Corner 4-1/4"x6"	55
649A	Pillow Clip Tile - 1 Clip Tile (8 pcs./sq.ft.)	22
649B	Pillow Clip Tile - 2 Clip Tile (8 pcs./sq.ft.)	22
649D	Pillow Clip Tile - 3 Clip Tile (8 pcs./sq.ft.)	22
649C	Pillow Clip Tile - 4 Clip Tile (8 pcs./sq.ft.)	22
293	Pillow Field Tile (8 pcs./sq.ft.)	22
768	Pillow Rhombus (13.8 pcs./sq.ft.)	22
287	Pin Dot (4 pcs./sq.ft.)	28
520	Plain Buttons	34
765	Plumeria (7.5 pcs./sq.ft.)	27
799	Prism (1 SHEET = 0.532 sq.ft. or 1 sq.ft. = 1.88 SHEET)	24
799A	Prism (20.5 pcs./sq.ft.)	24
388	Provance (8 pcs./sq.ft.)	26
740	Queen Victoria (6 pcs./sq.ft.)	27
286	Rattan Pencil Liner	40
286B	Rattan Pencil Liner Frame Corner	40
286C	Rattan Pencil Liner Inside Corner	40
286D	Rattan Pencil Liner Outside Corner	40
286A	Rattan Pencil Liner Stop End (Left/Right)	40
355	Regency (8 pcs./sq.ft.)	26
397	Rhomboid (7 pcs./sq.ft.)	24
677	Ribbon Liner	43
677B	Ribbon Liner Frame Corner	43
677C	Ribbon Liner Inside Corner	43
677D	Ribbon Liner Outside Corner	43
677A	Ribbon Liner Stop End (Left/Right)	43
382	Roman Cap	41
382C	Roman Cap Inside Corner	41
382B	Roman Cap Frame Corner	41
382D	Roman Cap Outside Corner	41
382A	Roman Cap Stop End (Left/Right)	41
661	Rooster & Hen Mural 18-1/2"x24-1/2"	54

ITEM #	DESCRIPTION	PAGE #
662	Rooster Mural 18-1/2"x18-1/2"	54
311C	Rope Baseboard Skirting Inside Corner	42
311	Rope Baseboard Skirting	42
311B	Rope Baseboard Skirting Frame Corner	42
311D	Rope Baseboard Skirting Outside Corner	42
311A	Rope Baseboard Skirting Stop End (Left/Right)	42
159	Rope Liner	42
159B	Rope Liner Frame Corner	42
159C	Rope Liner Inside Corner	42
159D	Rope Liner Outside Corner	42
159A	Rope Liner Stop End (Left/Right)	42
242	Rosette Medallion	30
277	Round Top Rail Cap	47
277B	Round Top Rail Cap Frame Corner	47
277C	Round Top Rail Cap Inside Corner	47
277D	Round Top Rail Cap Outside Corner	47
277A	Round Top Rail Cap Stop End (Left/Right)	47
447	Scallop Corner (8 pcs./sq.ft.)	27
155	Scallop/Screw Shells (4-1/4"x4-1/4")	30
156	Scallop/Screw Shells (6"x6")	31
742	Scroll Diamond Cut (7 pcs./sq.ft.)	27
152	Seashell Border	42
152B	Seashell Border Frame Corner	42
152C	Seashell Border Inside Corner	42
152D	Seashell Border Outside Corner	42
152A	Seashell Border Stop End (Left/Right)	42
272	Seashell Liner	37
272B	Seashell Liner Frame Corner	37
272C	Seashell Liner Inside Corner	37
272D	Seashell Liner Outside Corner	37
272A	Seashell Liner Stop End (Left/Right)	37
750	Sedilia Arch (6 pcs./sq.ft.)	27
743	Seville Iron Work (6 pcs./sq.ft.)	27
294C	Shell Dots - SCALLOP	32
294B	Shell Dots - SNAILS	32
294A	Shell Dots - STARFISH	32
779	Shierfield Rail Cap	34
779B	Shierfield Rail Cap Frame Corner	34
779C	Shierfield Rail Cap Inside Corner	34
779D	Shierfield Rail Cap Outside Corner	34
779A	Shierfield Rail Cap Stop End	34
611	Single Freesia 4-1/4"x4-1/4"	53
609	Single Freesia with Beads 4-1/4"x4-1/4"	53
300	Single Panel (4 pcs./sq.ft.)	28
749	Single Queen Victoria (6 pcs./sq.ft.)	27
804B	Slant A (9 pcs./sq.ft.)	25
804C	Slant B (9 pcs./sq.ft.)	25



# INDEX BY DESCRIPTION

ITEM #	DESCRIPTION	PAGE #
296	Small Egg & Dart Cap	37
296C	Small Egg & Dart Cap Inside Corner	37
296B	Small Egg & Dart Cap Frame Corner	37
296D	Small Egg & Dart Cap Outside Corner	37
296A	Small Egg & Dart Cap Stop End (Left/Right)	37
676	Small Tube Liner	49
676B	Small Tube Liner Frame Corner	49
676C	Small Tube Liner Inside Corner	49
676D	Small Tube Liner Outside Corner	49
676A	Small Tube Liner Stop End (Left/Right)	49
154	Snails/Scallop/Phos Shells	30
812	Spiga (1 SHEET=0.472 sq.ft. or 1 sq.ft.=2.12 SHEET)	25
349	Spiral Fleur De Lis (4 pcs./sq.ft.)	28
223	Spiral Ribbon with Pearls	36
223B	Spiral Ribbon with Pearls Frame Corner	36
223C	Spiral Ribbon with Pearls Inside Corner	36
223D	Spiral Ribbon with Pearls Outside Corner	36
223A	Spiral Ribbon with Pearls Stop End (Left/Right)	36
800C	Square 2 (36 pcs./sq.ft.)	24
279	Square Pencil Liner	48
279B	Square Pencil Liner Frame Corner	48
279C	Square Pencil Liner Inside Corner	48
279D	Square Pencil Liner Outside Corner	48
279A	Square Pencil Liner Stop End (Left/Right)	48
318	Stain Glass (4 pcs./sq.ft.)	28
462	Starburst (8 pcs./sq.ft.)	27
157	Starfish	31
153	Starfish Cockle Shells	30
446	Starfish Corner (8 pcs./sq.ft.)	27
673	Step Molding	45
673B	Step Molding Frame Corner	45
673C	Step Molding Inside Corner	45
673D	Step Molding Outside Corner	45
673A	Step Molding Stop End (Left/Right)	45
366	Sundial (8 pcs./sq.ft.)	26
359	Tahitian Border	41
359B	Tahitian Border Frame Corner	41
359C	Tahitian Border Inside Corner	41
359D	Tahitian Border Outside Corner	41
359A	Tahitian Border Stop End (Left/Right)	41
665	Tangier Mosaic with Fancy Buttons	58
670	Tangier Mosaic with Plain Buttons	58
767	Tear Drop Pillow (7.6 pcs./sq.ft.)	22
380	Tiara Cap	39
380B	Tiara Cap Frame Corner	39
380C	Tiara Cap Inside Corner	39
380D	Tiara Cap Outside Corner	39

ITEM #	DESCRIPTION	PAGE #
380A	Tiara Cap Stop End (Left/Right)	39
532	Tribeca Mosaic (1" Circle with 1/2"x1/2" Dot)	57
675	Tube Liner	45
675B	Tube Liner Frame Corner	45
675C	Tube Liner Inside Corner	45
675D	Tube Liner Outside Corner	45
675A	Tube Liner Stop End (Left/Right)	45
240	Tudor Leaves Medallion	30
239	Tudor Rose Medallion	30
288	Tulip Pencil Liner	43
288B	Tulip Pencil Liner Frame Corner	43
288C	Tulip Pencil Liner Inside Corner	43
288D	Tulip Pencil Liner Outside Corner	43
288A	Tulip Pencil Liner Stop End (Left/Right)	43
682	Tunisia Mosaic	58
689	Turkistan Floral	30
688	Turkistan Foliage	30
687	Turkistan Plain	30
808A	Twirl A (52 pcs./sq.ft.)	25
808B	Twirl B (52 pcs./sq.ft.)	25
707	V-Cap	44
708	V-Cap Corner	44
748	Valencia (7.3 pcs./sq.ft.)	27
452	Vanderbuilt Border	42
452B	Vanderbuilt Border Frame Corner	42
452C	Vanderbuilt Border Inside Corner	42
452D	Vanderbuilt Border Outside Corner	42
452A	Vanderbuilt Border Stop End (Left/Right)	42
353	Venetian (4 pcs./sq.ft.)	27
760	Versaille (4.5 pcs./sq.ft.)	28
329	Victorian Cap	38
329B	Victorian Cap Frame Corner	38
329C	Victorian Cap Inside Corner	38
329D	Victorian Cap Outside Corner	38
329A	Victorian Cap Stop End (Left/Right)	38
215	Wallpaper Pattern (4 pcs./sq.ft.)	27
808	Wave (1 SHEET=0.509 sq.ft. or 1 sq.ft.=1.96 SHEET)	25
206	Wave Border	39
206C	Wave Border Inside Corner	39
206D	Wave Border Outside Corner	39
206A	Wave Border Stop End (Left/Right)	39
365	Westminster 4-1/4"x4-1/4"	50
471	Wild Flowers 6"x6"	51
528	Wimbeldon (2x2; 1x2 & 1x1)	57
303	Window Pane Quilt (4 pcs./sq.ft.)	28
534	Windsor	30
368	Yorkshire 4-1/4"x4-1/4"	50



QUEMERE DESIGNS



**QUEMERE DESIGNS INC.**

234 MIDDLE STREET, MIDDLETOWN, CT 06457

T: 914.934.8366 | F: 914.934.8401 | EMAIL: [ORDERS@QUEMEREDESIGNS.COM](mailto:ORDERS@QUEMEREDESIGNS.COM)